

Social Security Retirement Earnings Test: How Earnings Affect Benefits

Updated February 9, 2021

Congressional Research Service
<https://crsreports.congress.gov>

R41242

About TheCapitol.Net

We help you understand Washington and Congress.™

For more than 40 years, TheCapitol.Net and its predecessor, Congressional Quarterly Executive Conferences, have been training professionals from government, military, business, and NGOs on the dynamics and operations of the legislative and executive branches and how to work with them.

Our training and publications include congressional operations, legislative and budget process, communication and advocacy, media and public relations, research, testifying before Congress, legislative drafting, critical thinking and writing, and more.

TheCapitol.Net encompasses a dynamic team of more than 150 faculty members and authors, all of whom are independent subject matter experts and veterans in their fields. Faculty and authors include senior government executives, former members of Congress, Hill and agency staff, editors and journalists, lobbyists, lawyers, nonprofit executives, and scholars.

We have worked with hundreds of clients across the country to develop and produce a wide variety of custom training programs, on-site and online. All courses, seminars, and workshops can be tailored to align with your organization's educational objectives and presented online or on-site at your location.

TheCapitol.Net is on the GSA Schedule for custom training:
GSA Contract GS02F0192X.

TheCapitol.Net has more than 2,500 clients representing congressional offices, federal and state agencies, military branches, corporations, associations, news media, and NGOs nationwide.

TheCapitol.Net is a non-partisan firm.

Our blog: [Hobnob Blog](#)—hit or miss ... give or take ... this or that ...






Non-partisan training and publications that show how Washington works.™

PO Box 25706, Alexandria, VA 22313-5706
202-678-1600 • www.thecapitol.net



TheCapitol.Net is
on the GSA Schedule
for custom training.
GSA Contract GS02F0192X



Summary

Under the Social Security Retirement Earnings Test (RET), the monthly benefits of most Social Security beneficiaries who are below full retirement age (FRA)—between 65 and 67, depending on year of birth—are reduced if they have earnings that exceed an annual threshold. In 2021, a beneficiary who is below FRA and will not attain FRA during the year is subject to a \$1 reduction in benefits for every \$2 of earnings above \$18,960. A beneficiary who will attain FRA in 2021 is subject to a \$1 reduction in benefits for every \$3 of earnings above \$50,520. The annual thresholds (\$18,960 and \$50,520 in 2021) are typically adjusted each year according to national average wage growth.

If a beneficiary is affected by the RET, his or her monthly benefit may be reduced, in part or in full, depending on the total applicable reduction. For example, if the total applicable reduction is greater than the beneficiary's monthly benefit amount, no monthly benefit is payable for one or more months. If family members also receive auxiliary benefits based on the beneficiary's work record, the reduction is prorated and applied to all benefits payable on that work record (including benefits paid to spouses who are *above* FRA). The RET does not apply to Social Security disability beneficiaries, who are subject to separate limitations on earnings.

If a beneficiary is affected by the RET, his or her monthly benefit is *recomputed*, and the dollar amount of the monthly benefit is *increased*, when he or she attains FRA. This RET feature, which allows beneficiaries to recoup benefits "lost" as a result of the RET, is not widely known or understood. This benefit recomputation at FRA adjusts (lessens) the actuarial reduction for early retirement before FRA that was applied in the initial benefit computation by taking into account months for which benefits were reduced in part or in full under the RET.

The RET has been part of the Social Security program, in some form, throughout the program's history. The original rationale for the RET was that, as a social insurance system, Social Security protects workers from certain risks, including the loss of earnings due to retirement. Therefore, benefits should not be paid to workers who demonstrate, through their level of earnings, that they have not "retired." However, that rationale has changed, in part, over time. Specifically, in 2000, the RET was eliminated for those above FRA (it previously affected those above FRA until age 70).

Studies have shown that the RET has significant impacts on individuals' earnings levels via their hours worked. Specifically evidence shows bunching of individual earnings around the RET threshold levels. However, research has not drawn a clear conclusion on the impact of the RET on the overall labor force participation rate. When considering a repeal of the RET, research indicates a repeal would have different impacts across the wage spectrum. Specifically, it would likely incentivize the highest earners—whose entire benefits were withheld due to the RET—to decrease work, receive full benefits, and experience an increased income level overall. Research also suggests that a repeal of the RET would lead to earlier benefit claiming and increased poverty rates, especially among women and those aged 80-89.

In 2019, the Social Security Administration's (SSA's) Office of the Chief Actuary (OCACT) estimated that, over the long-range projection period (2019-2093), the elimination of the RET would have a relatively small positive effect on the solvency of the Social Security Trust Funds. This is primarily due to the fact that the increases in permanent early retirement reductions for entitlement at age 62 are projected to outweigh the increases in benefit entitlements.

Contents

Introduction	1
Social Security and Social Insurance Principles	2
Background on Social Security	2
Social Security in the Social Insurance Context.....	2
The Retirement Earnings Test’s Basics	3
Social Security Worker and Auxiliary Benefits	3
Who Is Subject to the RET?	3
Type of Beneficiary	4
Below FRA	4
Earnings Above Certain Thresholds.....	4
How the RET Works.....	5
The RET Reduces Social Security Benefits	5
Partial Benefit Payments	6
The RET in Conjunction with Early Retirement Reductions.....	6
The Grace Year Provision	7
Examples of How the RET Works	7
Restoration of RET-Withheld Benefits Upon Attaining FRA	9
Application of the Recomputation of Benefits After FRA	9
Worker Beneficiaries’ Earnings Levels	12
Historical Background.....	13
Age Limits	14
Earnings Thresholds.....	14
All-or-Nothing Nature.....	15
Other Notable Developments.....	15
Policy Issues	15
The RET, Threshold Bunching, and Individual Behavior	16
Bunching Behavior at Lower Earnings Levels.....	16
Ambiguity at Higher Earnings Levels	16
Lifecycle and Myopic Views.....	16
The RET and Aggregate Labor Behavior	17
The RET and Equity Among Retired-Worker Beneficiaries	19
The RET and Benefit Claiming Behavior	20
RET Repeal and the Impact on Poverty Rates	21
RET Repeal and the Impact on the OASDI Program	22
Near-Term Increase in Program Costs.....	22
Long-Term Decrease in Program Costs.....	23
Aggregate Results	23
Conclusion.....	24

Tables

Table 1. Social Security Full Retirement Ages (FRA) by Birth Year	4
Table 2. Hypothetical Example of the Application of the Retirement Earnings Test to a Single Worker Beneficiary with Earnings Above the Annual Exempt Amount in 2021	8

Table 3. Hypothetical Example of the Application of the Readjustment of Benefits at FRA.....	11
Table 4. Number of Worker Beneficiaries with Earnings in 2017	13
Table A-1. Hypothetical Example of the Application of the RET for a Couple Consisting of a Worker Beneficiary and an Auxiliary (Spousal) Beneficiary, 2021	26
Table A-2. Summary of the Applicability of the Retirement Earnings Test to Worker Beneficiaries and Auxiliary Beneficiaries.....	27
Table B-1. Annual Exempt Amounts Under the Social Security Retirement Earnings Test, Calendar Years 2007-2021	28
Table C-1. Hypothetical Example of the Application of the Grace Year Provision in the First Year of Entitlement, 2021	29

Appendixes

Appendix A. Social Security Auxiliary Benefits	25
Appendix B. Annual Exempt Amounts Under the Social Security Retirement Earnings Test, Calendar Years 2007-2021.....	28
Appendix C. The Grace Year Provision Illustrated.....	29

Contacts

Author Information	30
--------------------------	----

Introduction

Social Security retirement benefits received before a person attains full retirement age (FRA)—between 65 and 67, depending on year of birth¹—are generally subject to an actuarial reduction for early retirement and may be reduced by the Retirement Earnings Test (RET) if the beneficiary has earnings that exceed an annual threshold. Under the RET, a beneficiary who is below FRA and will not attain FRA during the calendar year is subject to a \$1 reduction in benefits for every \$2 of earnings above an annual exempt amount (also known as a threshold), which is \$18,960 in 2021. During the calendar year in which a beneficiary attains FRA, he or she is subject to a \$1 reduction in benefits for every \$3 of earnings above a higher threshold, which is \$50,520 in 2021. Both thresholds are typically increased annually with increases in the national average wage.

This report explains how the RET is applied under current law and provides a detailed example on how the RET affects two hypothetical worker beneficiaries, one younger than FRA throughout the calendar year and one attaining FRA in that calendar year. This report also examines RET features that are not widely known or understood, such as the benefit recomputation when a beneficiary attains FRA to adjust (increase) benefits to take into account months for which no benefit, or a partial benefit, was paid as a result of the RET. Finally, this report discusses RET-related policy issues and the RET's potential elimination, including recent research regarding the RET's impact on work effort, the decision to claim Social Security benefits, and poverty rates across certain demographic groups. In brief, key points discussed in this report include the following:

- The RET began as an all-or-nothing retirement test that resulted in complete benefit withholdings for any earnings after claiming retirement benefits. Over time, however, the RET has moved away from this original all-or-nothing nature.
- Under current law, benefits before the FRA may be reduced or withheld for one or more months as a result of the RET.
- The RET was estimated to impact (with full or partial withholding) roughly 520,000 Social Security beneficiaries in 2019.²
- Benefits “lost” as a result of the RET may be recouped by the beneficiary. When a beneficiary attains FRA and is no longer subject to the RET, his or her benefits are adjusted upward to take into account months for which no benefit, or a partial benefit, was paid as a result of the RET.
- Research surrounding the RET provides insight into the current labor and poverty effects of the policy and potential future changes in those effects if current legislative proposals were enacted.

¹ The full retirement age (FRA) is the age at which beneficiaries are entitled to full benefits without a reduction based on age. The FRA depends on year of birth. For those born between 1938 and 1959, the FRA gradually increases from 65 to 66 and 10 months. For example, a worker born in 1954 has an FRA of 66, whereas a worker born in 1957 has an FRA of 66 and 6 months. For those born in 1960 or later, the FRA is 67. See **Table 1** for a complete FRA listing. The early eligibility age (EEA) is the earliest age at which an individual can claim Social Security benefits. For the purposes of this report and for most beneficiaries—including workers and spouses—the EEA is 62. It is younger for widow(er)s. For a more thorough analysis of the FRA and the EEA, please see CRS Report R44670, *The Social Security Retirement Age*.

² Letter from Stephen C. Goss, Chief Actuary at the Social Security Administration (SSA), to Representative Jackie Walorski, May 14, 2019, p. 2, at https://www.ssa.gov/OACT/solvency/JWalorski_20190514.pdf.

- In 2020, the Social Security Administration's (SSA's) Office of the Chief Actuary (OACT) estimated that, over the long-range projection period (2020-2094), eliminating the RET starting in 2023 would have a small positive effect on the Social Security Trust Funds' solvency.³

Social Security and Social Insurance Principles

Background on Social Security

Social Security benefits are designed to partially replace earnings lost to an individual or family because of the retirement, disability, or death of a worker.⁴ Benefits can be paid by either the Old Age, Survivors, and Insurance (OASI) program or the Disability Insurance (DI) program. Although each program has separate financial operations, the two programs are often referred to on a combined basis as OASDI. In December 2019, more than 64 million beneficiaries were in the OASDI program, including retired workers and their dependents (more than 48 million people), survivors (nearly 6 million people), and disabled workers and their dependents (nearly 10 million people).⁵ Benefit amounts depend on a worker's earnings history and are funded primarily by payroll and self-employment taxes levied on the earnings of covered workers. For the remainder of this report, the term *beneficiary* refers to a retired-worker beneficiary unless otherwise noted.

Social Security in the Social Insurance Context

In private insurance, consumers purchase insurance policies by paying premiums in exchange for indemnification (i.e., payment of benefits) if a loss occurs due to a covered reason (known as a *peril*, which is defined as the direct cause of a loss). If no loss occurs, the insurance company does not pay the policyholder. For example, homeowners' insurance policies will not pay an insured homeowner without some type of loss to the home through fire.

In social insurance, the general insurance principle still applies: payment of benefits only occurs with the presence of a loss due to the insured peril. However, social insurance differs from private insurance in two main ways: (1) it is generally purchased by more of a nation's citizens than other types of insurance (for reasons such as compulsion to purchase, substantial subsidization, or private market failure) and (2) it generally covers more static, inherent risks that have a universal impact and a social adequacy focus.⁶ Social Security benefits for survivor beneficiaries are one example; with survivors benefits, the test for ensuring a loss has occurred is more finite—is the worker beneficiary alive or not? With Social Security retirement benefits, it can be less finite. With these benefits, beneficiaries effectively pay premiums (through payroll taxes) to be indemnified by benefits paid upon experiencing a loss of income due to the specific peril, namely, retirement.

³ SSA, Office of Chief Actuary, Solvency Provisions, B7.11, at https://www.ssa.gov/OACT/solvency/provisions/charts/chart_run309.html.

⁴ For more detailed information regarding the basics of the Social Security system, please see CRS Report R42035, *Social Security Primer*.

⁵ SSA, *Social Security Beneficiary Statistics*, "Number of Beneficiaries Receiving Benefits on December 31, 1970-2019," at <https://www.ssa.gov/oact/STATS/OASDIbenies.html>.

⁶ Theodore R. Marmor and Jerry L. Mashaw, "Understanding Social Insurance: Fairness, Affordability, and the 'Modernization' of Social Security and Medicare," *Health Affairs*, vol. 25 (March 2006), pp. 114-134.

Pocket Constitution



The Declaration of Independence
The Constitution of the United States
The Bill of Rights
Amendments XI–XXVII
Gettysburg Address



TheCapitolNet

TCNFPC.com

Payment of Social Security benefits to a beneficiary after retirement is analogous to payment of funds from an insurance company due to a policyholder loss. In both cases, insurance principles dictate that full benefits cannot be paid unless there is evidence of a loss present. For Social Security retirement benefits, the RET ensures that a beneficiary below FRA is eligible for full benefits only if he or she has been the subject of a significant loss (as quantified by earnings dropping below the earnings thresholds). The RET, therefore, was created—and still exists—in an effort to abide by long-standing insurance principles that require a loss to pay benefits.

The Retirement Earnings Test's Basics⁷

Social Security Worker and Auxiliary Benefits

Social Security benefits are based on the average of a worker's highest 35 years of earnings. A worker's primary insurance amount (PIA) is computed by applying the Social Security benefit formula to the worker's career-average, wage-indexed earnings. The benefit formula replaces a higher percentage of the pre-retirement earnings of workers with low career-average earnings than for workers with high career-average earnings.⁸

A worker's initial monthly benefit is equal to the worker's PIA if he or she begins receiving benefits at FRA. A worker's initial monthly benefit will be *less* than his or her original PIA if the worker begins receiving benefits *before* FRA, and it will be *greater* than his or her original PIA if the worker begins receiving benefits *after* FRA.⁹

Social Security also provides auxiliary benefits to eligible family members of a retired, disabled, or deceased worker. For more information on auxiliary benefits, see **Appendix A**.

Who Is Subject to the RET?

Although legislative changes have altered various features of the RET, three key factors still remain to establish the RET's applicability to a worker beneficiary (and, therefore, his or her auxiliary beneficiaries): (1) type of beneficiary, (2) being below FRA, and (3) having earnings above certain thresholds in a year with entitlement to Social Security benefits.¹⁰

⁷ §203(b)-(f) of the Social Security Act; 42 U.S.C. §403(b)-(f). See also 20 C.F.R. §§404.415-404.459, and SSA, Program Operations Manual System (POMS) *RS 025 Annual Earnings Test*, at <https://secure.ssa.gov/apps10/poms.nsf/subchapterlist!openview&restricttocategory=03025>.

⁸ For a more detailed explanation of the Social Security benefit computation and actuarial adjustments to benefits, see CRS Report R43542, *How Social Security Benefits Are Computed: In Brief*.

⁹ For workers who claim benefits before FRA, the monthly benefit amount is decreased by an early retirement reduction. Workers who delay filing for benefits until after FRA receive delayed retirement credits (DRCs). For more information regarding the mechanics of the early retirement reductions and DRCs, please see CRS Report R44670, *The Social Security Retirement Age*.

¹⁰ For RET purposes, earnings includes all wages, including those earned from both covered and noncovered employment, and for those wages above the Social Security maximum taxable wage base (and self-employment); SSA, Program Operations Manual System (POMS) *RS 02505.005 How to Count Wages Under the Earnings Test (ET)*, 05/29/2012, at <https://secure.ssa.gov/poms.nsf/lnx/0302505005>. The RET does not apply to beneficiaries living outside the United States whose work is not covered by the U.S. Social Security system; in this case, the "foreign work test" is applied.

Type of Beneficiary

The RET applies only to beneficiaries whose entitlement is not based on a disability. In other words, the RET does not apply to Social Security disabled beneficiaries, including disabled workers, disabled widow(er)s, and disabled adult children.¹¹

Below FRA

The RET can apply to any nondisabled beneficiary below the FRA, which varies between 65 and 67 depending on the year of birth (see **Table 1**). The RET does not apply to worker beneficiaries who are at or above FRA (application of the RET ends with the month of FRA attainment). In 2000, legislative changes made the RET applicable only for beneficiaries below FRA; previously, the RET applied to beneficiaries until they reached age 70.¹²

Table 1. Social Security Full Retirement Ages (FRA) by Birth Year

Birth Year	Social Security FRA
1937 and earlier	65
1938	65 and 2 months
1939	65 and 4 months
1940	65 and 6 months
1941	65 and 8 months
1942	65 and 10 months
1943-1954	66
1955	66 and 2 months
1956	66 and 4 months
1957	66 and 6 months
1958	66 and 8 months
1959	66 and 10 months
1960 and later	67

Source: Social Security Administration, “Benefits Planner: Retirement,” at <https://www.ssa.gov/planners/retire/retirechart.html>.

Earnings Above Certain Thresholds

For any beneficiary below FRA who may be subject to the RET, a final test of applicability requires the beneficiary to also exceed an earnings threshold. The RET applies only to wage and salary income (i.e., earnings from work). It does not apply to income from pensions, rents, dividends, interest, and other types of “unearned” income.¹³ A beneficiary with no earnings is not subject to the RET.

¹¹ For more information regarding disabled beneficiaries, see CRS Report R44948, *Social Security Disability Insurance (SSDI) and Supplemental Security Income (SSI): Eligibility, Benefits, and Financing*.

¹² For more information regarding the legislative history of the RET, please see the “Historical Background” section.

¹³ Self-employed persons are subject to the RET if they have performed “substantial services,” which are determined by the nature of the service performed rather than by profit or loss.

After establishing that a worker beneficiary is both of the applicable type and age and has earnings, a beneficiary must compare his or her annual earnings to the annual RET thresholds. In 2021, the RET thresholds are \$18,960 for beneficiaries who are below FRA and will not attain FRA this year and \$50,520 for beneficiaries who will attain FRA this year. The RET exempt amounts generally increase each year at the same rate as average wages in the national economy.¹⁴ **Table B-1 in Appendix B** shows the annual exempt amounts under the RET from calendar years 2007 to 2021.

How the RET Works

For those beneficiaries that meet the applicable RET conditions—being nondisabled, younger than FRA, and having earnings at least above the threshold amount (\$18,960 in 2021)—the RET reduces Social Security benefits. This reduction occurs in addition to early retirement actuarial reductions. There are also two important considerations when administering the RET: the payment of partial benefits and the grace year provision.

The RET Reduces Social Security Benefits

For beneficiaries who are below FRA and will not attain FRA during the calendar year, Social Security benefits are reduced by \$1 for every \$2 earned above the threshold amount (\$18,960 in 2021). For beneficiaries who are below FRA and will attain FRA during the calendar year, Social Security benefits are reduced by \$1 for every \$3 earned above the threshold amount (\$50,520 in 2021).¹⁵

Each year, beneficiaries report predicted earnings for the upcoming year (as they are not verified until the close of the taxable year). Predicted annual earnings above the exempt amount are charged against monthly benefits, beginning with the first chargeable month of the year, at the applicable rate of \$1 for every \$2 or \$3 of earnings above the exempt amount, and continue to be charged each month until all earnings above the exempt amount have been charged against the worker's benefits and any benefits payable to family members on his or her work record. A partial benefit is recorded to be paid when the charge to a given month is less than the monthly benefit.

¹⁴ RET thresholds remain unchanged for years in which there is no cost-of-living adjustment (COLA) paid.

¹⁵ Beneficiaries who will attain FRA during the calendar year are treated differently as a result of a compromise reached when the RET structure was modified in 2000. Before 2000, there were two RETs: one for beneficiaries below FRA and one for beneficiaries between FRA and age 70. The RET for beneficiaries between FRA and age 70 was more generous; the exempt amount was higher and the reduction to benefits was \$1 for every \$3 (a 33% offset) of earnings above that amount. By comparison, the RET for beneficiaries below FRA applied a lower exempt amount and the reduction to benefits was \$1 for every \$2 (a 50% offset) of earnings above that amount. In 2000, when lawmakers eliminated the RET for beneficiaries beginning with the month they attain FRA, there was a concern that beneficiaries who would attain FRA in 2000 would be worse off. The concern arose because, under pre-2000 law, the more generous RET applied to beneficiaries starting in January of the year they attained FRA. Therefore, eliminating the more generous RET would cause these beneficiaries to be subject to the lower exempt amount and the 50% offset during that year (rather than the higher exempt amount and the 33% offset during that year). To address this concern, the House version of the legislation, for the year 2000 only, allowed beneficiaries attaining FRA in 2000 to be subject to the more generous RET in the months preceding attainment of FRA. A Senate Manager's Amendment extended this provision to all future beneficiaries for the year they attain FRA. In April 2000, President William Clinton signed the legislation, which became P.L. 106-182.

Partial Benefit Payments

According to SSA procedure, when partial monthly benefits are anticipated to be paid based on projected earnings, those partial monthly benefits are paid only at the close of the taxable year.¹⁶ In essence, the beneficiary must wait until the statement of earnings has been verified, which usually occurs in the first quarter of the following calendar year during tax season. Despite this delay, there is no interest paid for the withheld partial benefits.

By electing to pay beneficiaries in the next calendar year, the SSA is deciding to wait for annual earnings statements to become finalized and validated. Essentially, this is done to ensure that actual earnings from the year are equal to the predicted or reported earnings from the beginning of the year.¹⁷ If the actual earnings are equal to the predicted earnings, the partial benefit is paid as originally calculated. If the actual earnings are higher, however, a larger RET reduction may be warranted, which would come from the unpaid partial benefit month. In some cases, the partial benefit could be reduced to zero if actual earnings for the year exceeded the predicted earnings by a significant amount. Had the partial benefit been paid, the beneficiary would owe the SSA for benefit overpayment. If the opposite occurred, and actual earnings were lower than predicted, the SSA would owe the beneficiary an additional amount above the unpaid partial benefit.

After the partial monthly benefit is withheld, the beneficiary receives full benefits for the remainder of the year. In **Table 2**, for example, the first individual (the beneficiary below FRA throughout the calendar year) receives no monthly benefits from January through July due to the RET, and then he or she is due a partial benefit in August. It is this partial monthly benefit due in August that will be paid at the close of the taxable year. The monthly benefits due for the remainder of the year (September through December) are projected to be paid in full on their regular payment schedule.

In either case, it is administratively simpler to add or deduct additional benefits to or from an outstanding partial benefit payment than to issue an entirely new payment or to request repayment through collections. The intent of this procedure is twofold: administrative simplicity and to save a beneficiary the inconvenience of having to return an overpayment of benefits.

The RET in Conjunction with Early Retirement Reductions

When a worker elects to claim Social Security benefits before his or her FRA, he or she is subject to a permanent actuarial reduction in the PIA. In the initial benefit computation, retirement benefits are reduced for early retirement by a fraction of the worker's PIA for each month of entitlement before FRA.¹⁸ The RET is applied to the PIA only after it has been reduced by the

¹⁶ SSA, Social Security Handbook, Chapter 18: Reduction or Nonpayment of Social Security Benefits, 1806.2 *When Is The Partial Monthly Benefit Paid?*, 01/17/2003, at https://www.ssa.gov/OP_Home/handbook/handbook.18/handbook-1806.html.

¹⁷ SSA, Program Operations Manual System (POMS) RS 02501.100 *Imposing Work Suspensions*, 04/27/2011, at <https://secure.ssa.gov/apps10/poms.nsf/lnx/0302501100>.

¹⁸ Retirement benefits are reduced by five-ninths of 1% (or 0.56%) of the worker's PIA for the first 36 months immediately before FRA. Stated another way, the actuarial reduction for early retirement is about 6.67% per year for the first three years of entitlement before FRA (i.e., from the age of "FRA minus 36 months" to FRA, or ages 64 to 66 if the FRA is 67). For each additional month of entitlement before FRA (up to 24 months), retirement benefits are reduced by five-twelfths of 1% (or 0.42%) of the worker's PIA, or an annual reduction of 5% (i.e., ages 62 and 63 if the FRA is 67). Under current law, the maximum reduction for early retirement ranges from 20% for a worker whose FRA is 65 to 30% for a worker whose FRA is 67.

early retirement actuarial adjustment. Both the permanent reduction for early retirement and the RET are applied to beneficiaries below FRA.

The Grace Year Provision

A “grace year” generally applies during the first year of benefit entitlement. During the grace year, the RET is applied effectively on a monthly basis. A beneficiary may receive full benefits for any month during which his or her earnings do not exceed one-twelfth of the annual exempt amount, regardless of the total amount of earnings for the year.¹⁹ However, after becoming entitled, the monthly earnings test is an absolute one: if exceeding the monthly threshold, the beneficiary will receive no benefits for that month.

In general, the grace year provision ensures that beneficiaries electing entitlement in a calendar year do not receive a withholding of their benefits after they have terminated working, at least from the pre-retirement level. See **Appendix C** for a detailed example.

Examples of How the RET Works

Table 2 illustrates the application of the RET to a single person who receives benefits based on his or her own work record. The table illustrates the effect of the RET on single worker beneficiaries in two different age groups: beneficiaries who will remain below FRA throughout the calendar year and beneficiaries who will attain FRA during the calendar year. In accordance with **Table 2**, the two single worker beneficiaries in the following examples experience the effects of the RET:

Single Worker Beneficiary Who Is Below FRA Throughout the Calendar Year

This example shows a worker beneficiary with a monthly benefit amount of \$2,000 (after the reduction for early retirement) and earnings of \$52,000 in 2021. Because this worker beneficiary is below FRA throughout the calendar year, he or she is subject to a \$1 reduction in benefits for every \$2 of earnings above the annual exempt amount of \$18,960 in 2021. Therefore, the worker has excess earnings equal to \$33,040 and will have an RET reduction (an RET charge) equal to \$16,520. Each month, the original monthly benefit (\$2,000) is withdrawn from the RET charge, so, for this beneficiary, there will be seven months of entirely withheld benefits, one partially withheld month of benefits in August, and four months of full benefits paid.

Single Worker Beneficiary Who Attains FRA in September of This Calendar Year

This example shows a worker beneficiary with a monthly benefit amount of \$2,000 (after the reduction for early retirement) and earnings of \$52,000 in 2021. Because this worker beneficiary will attain FRA during September of this calendar year, he or she is subject to a \$1 reduction in benefits for every \$3 of earnings above the annual exempt amount of \$50,520 in 2021. Therefore, the worker has excess earnings equal to \$1,480 and will have an RET reduction (an RET charge) equal to \$493. For this beneficiary, there will only be one partially withheld month (January, wherein the RET charge becomes \$0) with full benefits paid for the remainder of the year. As he or she is attaining FRA in September, the monthly benefit in September and beyond will be higher than \$2,000 as it is

¹⁹ SSA, Social Security Handbook, Chapter 18: Reduction or Nonpayment of Social Security Benefits, *1807 Grace Year and Non-Service Month Defined*, 08/08/2011, at https://www.ssa.gov/OP_Home/handbook/handbook.18/handbook-1807.html.

readjusted for all of the months since entitlement that the beneficiary had benefits withheld, in part or in full, due to the RET.

Table 2. Hypothetical Example of the Application of the Retirement Earnings Test to a Single Worker Beneficiary with Earnings Above the Annual Exempt Amount in 2021

Step	Worker Beneficiary is Below FRA Throughout Calendar Year	Worker Beneficiary Attains FRA in September of Calendar Year
1. Social Security monthly benefit after the actuarial reduction for early retirement	\$2,000	\$2,000
2. Calculation of earnings above the annual threshold		
Predicted earnings in 2021	\$52,000	\$52,000
RET threshold in 2021	\$18,960	\$50,520
Earnings above the threshold	\$33,040	\$1,480
3. RET charge	\$16,520 (one-half of earnings above the threshold)	\$493 (one-third of earnings above the threshold)
4. Application of the RET: the benefit paid each month equals the monthly benefit amount of \$2,000 minus the remaining balance of the RET charge. The RET charge for a given month cannot exceed the benefit for that month, but it may reduce the benefit to zero in some months. A partial benefit is paid if the remaining RET balance is less than the monthly benefit amount.		
January monthly benefit	\$0 ^a	\$1,507 ^b
February through August monthly benefits	\$0 ^a	\$2,000
September monthly benefit	\$1,480 ^b	\$2,000
October through December monthly benefits	\$2,000	\$2,000 ^c , plus the readjustment of benefits withheld due to the RET, which is done at FRA

Source: Congressional Research Service.

Notes: This example assumes that the worker beneficiary receives benefits based only on his or her own work record. The starting benefit amounts include actuarial reductions for retirement before FRA and any other reductions that may apply. The example is constructed so that the grace year provision does not apply, as it assumes that the beneficiary both works and collects benefits over the full calendar year.

- No benefit is paid in these months because the beneficiary's RET balance is larger than the monthly benefit amount, so the RET charge for these months is equal to the monthly benefit amount.
- This partial amount is not paid in this month, per Social Security Administration procedure. Instead, the partial benefit will be paid in 2022 after 2021 earnings have been verified to match the expected earnings (which, in this example, are equal to \$52,000).
- Please reference **Table 3** to see examples as to how this type of benefit readjustment is made.

Restoration of RET-Withheld Benefits Upon Attaining FRA

When a beneficiary has had benefits fully or partially withheld under the RET, benefits “lost” as a result of the RET are restored starting at FRA. Specifically, the worker’s benefits are recomputed—and increased—when he or she attains FRA. In the benefit recomputation at FRA, the actuarial reduction for benefit entitlement before FRA that was applied in the initial benefit computation is adjusted (i.e., the actuarial reduction for early retirement is lessened) to reflect the number of months the worker received no benefit or a partial benefit as a result of the RET.²⁰ Detailed examples are in **Table 3**.

Stated generally, if a worker’s benefits are reduced in the initial benefit computation to reflect 24 months of early retirement, and the worker subsequently has benefits withheld under the RET for 12 months, the benefit recomputation at FRA will reflect an actuarial reduction for 12 (= 24 – 12) months of early retirement, resulting in a higher monthly benefit amount starting at FRA. In essence, the worker is treated as if he or she had claimed benefits a year later than when he or she actually did and receive the lower actuarial adjustment for early retirement as a result.

Application of the Recomputation of Benefits After FRA

The following examples are illustrated in **Table 3** below.

An Example—FRA of 65

Consider the first worker, who starts receiving Social Security retirement benefits at the age of 62 with an FRA of 65 and has earnings above the RET exempt amount. Because the person claims retirement benefits three years (36 months) before attaining FRA and has earnings above the RET threshold, he or she will be subject to both (1) the actuarial reduction for benefit entitlement before FRA and (2) benefit withholding under the RET.

1. Actuarial reduction for early retirement

As the early retirement does not exceed three years (36 months), this worker is subject to only the actuarial reduction of about 6.67% per year. In this example, the total actuarial reduction in the person’s initial monthly benefit is 20%. This results in a monthly benefit equal to \$2,000, which was reduced from \$2,500 originally.²¹

2. Benefit withholding under the RET

In addition, the person continues to work throughout the three-year period from the ages of 62 to 65 and has earnings above the threshold. If this worker has his or her benefits affected by the RET for, hypothetically, eight months each year, it can be determined that the RET results in a partial or complete reduction for a total of 24 months (January–August for each of the three years). The benefit recomputation when the person attains FRA will take into account that the person experienced either zero or partial benefits for 24 months as a result of the RET.

²⁰ In addition, if a beneficiary continues to work, the Social Security Administration automatically checks the person’s record each year to determine if the additional earnings will increase his or her monthly benefit. For example, earnings for 2021 would be included in a recomputation effective January 2022. SSA’s Program Operations Manual System (POMS) RS 00605.401 *Recomputations and Recalculations*, effective October 1, 2010, at <https://secure.ssa.gov/poms10/poms.nsf/links/0300605401>.

²¹ If the worker was never affected by the RET, this reduced benefit (of \$2,000) would be the benefit payable on a permanent basis, even after reaching FRA (unless a later year of work resulted in a higher PIA calculation).

3. Recomputation of benefits

Specifically, the reduction factor for benefit entitlement before FRA will be adjusted from 36 months to 12 months ($36 - 24 = 12$). Starting at FRA, the person's monthly benefit will be increased to reflect an actuarial reduction for benefit entitlement before FRA of about 6.67% instead of 20%. This beneficiary is now eligible for a benefit of \$2,333 per month. While this benefit is still reduced from the original \$2,500 amount because of the early retirement actuarial reductions, the beneficiary receives a higher monthly benefit than the original \$2,000 because benefits withheld under the RET are restored at FRA.

An Example—FRA of 67

Considering the second worker from **Table 3**, assume that the worker began receiving benefits at the age of 62, which is five-full years before the worker's FRA of 67. The worker also has earnings above the RET threshold. As such, he or she is subject both (1) the actuarial reduction for benefit entitlement before FRA and (2) benefit withholding under the RET.

1. Actuarial reduction for early retirement

With five years of pre-FRA entitlement, this beneficiary is subject to both levels of the actuarial reduction: the first three years immediately prior to FRA (consider the years aged 64, 65, and 66) are reduced at a combined 20% and the additional two years (consider the years aged 62 and 63) are reduced at a combined 10%.²² With a total benefit reduction of 30%, the beneficiary's original \$2,500 monthly benefit is reduced to \$1,750.²³

2. Benefit withholding under the RET

In addition, the person continues to work throughout the five-year period from age 62 to age 67 and has earnings above the threshold in each year causing a reduction in his or her monthly benefit under the RET. If this worker has his or her benefits affected by the RET for, hypothetically, eight months each year, it can be determined that the RET results in 40 months (January–August for each of the five years) of affected benefits (either zero or partial). The benefit recomputation when the person attains FRA will take into account that the person received either zero or partial benefits for 40 months as a result of the RET.

3. Recomputation of benefits

Specifically, the reduction factor for benefit entitlement before FRA will be adjusted from 60 months to 20 months ($60 - 40 = 20$). Working backwards, the first 24 months are adjusted at 5% per year, which is a 10% change. Then, for the remaining 16 months, benefits are adjusted at the 6.67% annual rate for a total adjustment of 8.89%. Combining the 10% and 8.89% adjustments, the original 30% actuarial reduction will be adjusted for 40 months by 18.89% for a new actuarial reduction of 11.11%, which represents the 20 remaining months above. This beneficiary is now eligible for a benefit of \$2,222 per month. While this benefit is still reduced from the original \$2,500 amount because of the early retirement actuarial reductions, the beneficiary receives a higher monthly benefit than the original \$2,000 because benefits withheld under the RET are restored at FRA.

²² See footnote 18 for more information.

²³ If the worker was never affected by the RET, this reduced benefit (of \$1,750) would be the benefit payable on a permanent basis, even after reaching FRA (unless a later year of work resulted in a higher PIA calculation).

Comparing Recomputations at FRA

Note that the final, recomputed benefit for the beneficiary with an FRA of 67 is notably smaller than that of the beneficiary with an FRA of 65. This occurs because the beneficiary with the FRA of 65 spends less “time in early retirement” than the beneficiary with the FRA of 67. As more and more beneficiaries must attain age 67 to reach FRA (with the FRA increasing from 65 to 67 for every later birth year), compounding reductions of benefits may become more universal in nature. However, workers who delay filing for benefits until after FRA, and avoid being affected by the RET, receive a delayed retirement credit (DRC). The DRC applies beginning with the month the worker attains FRA and ending with the month before he or she attains the age of 70. Starting in 1990, the DRC increased until it reached 8% per year for workers born in 1943 or later (i.e., starting with those who attained age 62 in 2005 or FRA in 2009).²⁴

Table 3. Hypothetical Example of the Application of the Readjustment of Benefits at FRA

Step	Worker Beneficiary With an FRA of 65	Worker Beneficiary With an FRA of 67
1. Social Security monthly benefit (PIA) before the actuarial reduction for early retirement	\$2,500	\$2,500
2. Identify the percentage of actuarial reduction in initial benefits for entitlement at age 62		
For the 36 months immediately prior to FRA, 5/9 of 1% per month or 6.67% per year	20%	20%
For the months in excess of 36, 5/12 of 1% per month or 5% per year	None	10%
Total benefit reduction for early retirement	20%	30%
3. Calculate the monthly benefit after actuarial reductions for early retirement	\$2,000 ^a	\$1,750 ^a
4. Hypothetically, assume a beneficiary was affected by the RET for 8 months per year and calculate the total number of months he or she had benefits withheld, either partially or entirely, due to the RET	24 ^b	40 ^b
5. Calculate the percentage given back to the beneficiary for those impacted months ^c		
Months at 5/12 of 1%	None	24
Months at 5/9 of 1%	24	16
Total percentage to be added back to the monthly benefit	13.33% ^d	18.89% ^e
6. Calculate the new actuarial reduction for early retirement ^f	6.67%	11.11%
7. Calculate the new, permanent monthly Social Security benefit ^g	\$2,333	\$2,222

Source: Congressional Research Service.

Notes: This example assumes that these beneficiaries began receiving benefits at age 62.

²⁴ For more information regarding DRCs, please see CRS Report R44670, *The Social Security Retirement Age*.

- a. This is calculated by first multiplying the original monthly benefit in Step 1 by the total benefit reduction percentage to get the dollar reduction. Then, subtract that dollar reduction from the original benefit from Step 1. So, for example, $2500 * 0.20 = 500$, and $2500 - 500 = 2000$.
- b. This value is calculated by multiplying 8 months * 3 (each year of entitlement before FRA) = 24 months (for an FRA of 65), and by multiplying 8 months * 5 (each year of entitlement before FRA) = 40 months (for an FRA of 67).
- c. These percentages are given back with the “months in excess of 36” being returned first. When that 10% is exhausted, the beneficiary begins to earn back the “36 months immediately prior to FRA.”
- d. This amount is calculated by multiplying $5/9\% * 24 = 13.33\%$. These 24 months represent the two years of impacted benefits.
- e. This amount is calculated in two parts because the beneficiary retired more than three years, or 36 months, before his or her FRA. So, first, he or she earns the 10% lost for the 24 months in excess of 36. Then, with 16 months remaining in his or her balance ($= 40 - 24$), multiply $16 * 5/9\%$ to get 8.89%. So, the total percentage to be added back is $18.89\% (= 10 + 8.89)$.
- f. This amount is calculated by subtracting the percentage to be added back from the initial reduction. So, for example, $20\% - 13.33\% = 6.67\%$.
- g. This is calculated in the same way as in Step 3. Benefit amounts are rounded down to the next lowest dollar.

Worker Beneficiaries’ Earnings Levels

Table 4 shows the number of worker beneficiaries who had earnings in 2017, the most recent year for which data are available from SSA’s 1-Percent Continuous Work History Sample. More than 3.2 million worker beneficiaries who were below FRA during all or part of 2017 had earnings.

With respect to the data shown in **Table 4**, not all worker beneficiaries with earnings are affected by the RET. For example, those who have earnings below the exempt amount are not affected by the RET. In addition, those who are in the first year of entitlement may benefit from the grace year provision and are not subject to the RET during any months in which they have earnings that are lower than the monthly RET exempt amount.

Although these 3.2 million worker beneficiaries are not all affected by the RET, these data provide insight into the universe of worker beneficiaries who could be affected by the RET. For those below FRA throughout 2017, the threshold was \$16,920 annually, and for those attaining FRA in 2017, the threshold was \$44,880 annually. When identifying the nearest ranges (those from \$1 to \$14,999, which is the closest threshold to \$16,920 and from \$1 to \$44,999, which is the closest threshold to \$44,880), it is clear that a majority of the worker beneficiaries with earnings (more than 50% in each population) have earnings below the threshold amounts; in the “Policy Issues” section below, the dispersion across earnings levels will provide a useful context.

Table 4. Number of Worker Beneficiaries with Earnings in 2017

Annual Earnings Ranges	Below FRA Throughout 2017 ^a		Attained FRA in 2017 ^b	
	Number	Percentage	Number	Percentage
\$1-\$4,999	538,900	24.49%	228,500	22.17%
5,000-9,999	296,200	13.46%	122,300	11.87%
10,000-14,999	279,100	12.68%	103,900	10.08%
15,000-19,999	239,600	10.89%	85,100	8.26%
20,000-24,999	147,800	6.72%	66,900	6.49%
25,000-29,999	113,600	5.16%	57,600	5.59%
30,000-34,999	88,500	4.02%	47,900	4.65%
35,000-39,999	70,100	3.19%	42,300	4.10%
40,000-44,999	58,700	2.67%	37,700	3.66%
45,000-49,999	49,900	2.27%	29,200	2.83%
50,000-54,999	41,300	1.88%	29,300	2.84%
55,000-59,999	37,300	1.69%	21,200	2.06%
60,000-64,999	31,300	1.42%	20,000	1.94%
65,000-69,999	25,600	1.16%	17,200	1.67%
70,000-74,999	22,000	1.00%	12,500	1.21%
75,000-79,999	18,100	0.82%	11,600	1.13%
80,000-84,999	15,400	0.70%	10,400	1.01%
85,000-89,999	14,400	0.65%	6,400	0.62%
90,000-99,999	21,600	0.98%	14,600	1.42%
100,000 or more	91,400	4.15%	66,100	6.41%
Total with Earnings	2,200,800	100.00%	1,030,700	100.00%

Source: Data received by CRS from the Social Security Administration (SSA), Office of Research, Evaluation and Statistics: 1-Percent Continuous Work History Sample—2018 Active File and 2017 Employee and Employer File. Data provided by SSA to CRS in December 2020.

Notes: Table includes individuals who were awarded retired-worker benefits by December 2016.

- a. The threshold amounts for persons who were below FRA throughout 2017 were \$16,920 annually and \$1,410 monthly.
- b. The threshold amounts for persons who attained FRA in 2017 were \$44,880 annually and \$3,740 monthly.

Historical Background

As mentioned earlier, Social Security benefits are meant to partially replace earnings lost to an individual or family because of the worker's retirement, disability, or death. The rationale for the RET was outlined in the 1935 report of the Committee on Economic Security, which

recommended that no benefits be paid before a person had “retired from gainful employment.”²⁵ This recommendation was emblematic of the pure social insurance idea discussed previously.

The original Social Security Act in 1935 barred payment of benefits for any month in which a beneficiary received wages from “regular employment.”²⁶ This provision never went into effect, however, because the Social Security Board, and other prominent figures, thought it would be nearly impossible to determine the practical definition of “regular employment” in different industries and occupations. Instead, the board recommended a specific monetary amount to simplify administration. In 1939, and before any benefits were ever paid, Congress incorporated these recommendations in amendments to the Social Security Act.²⁷ Starting with the first benefits paid in 1940, benefits were withheld entirely for months in which covered earnings were \$15 or more. In essence, this put a price tag on retirement: being retired constituted receiving Social Security benefits and a salary for work up to \$14.99 per month. At this point, the RET applied to anyone claiming benefits; in line with the principle of social insurance, there was not yet an age at which the RET no longer applied. Over time, various aspects of the RET became subject to legislative attention, including age limits, earnings thresholds, and its all-or-nothing nature.

Age Limits

An RET age limit is the age at which the RET no longer applies. Lawmakers first applied an age limit to the RET as part of the Social Security Act Amendments of 1950. In 1950, the RET was made applicable only to retirees up until age 75, at which point Social Security benefits were no longer reduced for the worker’s earnings. Lawmakers continued to lower the age limit throughout the second half of the 20th century: to age 72 in 1954, age 70 in 1977, and FRA (see **Table 1**) in 2000.

Earnings Thresholds

Other than the age at which the RET applied, a major issue with concern to the RET since the establishment of the Social Security Act was related to the thresholds at which the RET would become applicable. As mentioned above, the threshold was first changed in 1939 (from \$0 to \$15 per month). The threshold was subsequently increased over the years on an ad hoc basis. Finally, the thresholds were indexed to national average wage growth in 1972 (effective in 1975).²⁸

²⁵ Committee on Economic Security, *Report of the Committee on Economic Security*, Washington, DC, January 1935, <http://www.socialsecurity.gov/history/reports/ces5.html>, in the section entitled “Contributory Annuities (Compulsory System): Outline of Plan.”

²⁶ P.L. 74-271, the Social Security Act of 1935, §202(d), at <https://www.ssa.gov/history/pdf/Downey%20PDFs/Social%20Security%20Act%20of%201935%20Vol%201.pdf#page=50>.

²⁷ Larry DeWitt, “Special Study #7: The History and Development of the Social Security Retirement Earnings Test,” Social Security Administration: Reports and Studies, August 1999, at <https://www.ssa.gov/history/ret2.html>. (Used hereinafter as a reference for any discussion of amendments throughout the Historical Background section made from 1939 through 1996.)

²⁸ SSA, *Automatic Determinations, Exempt Amounts 1975-1999*, October 2008, at <https://www.ssa.gov/OACT/COLA/rteahistory.html>.



The House of Representatives and Senate Explained

Congressional Procedure

A Practical Guide to the Legislative Process in the U.S. Congress

Richard A. Arenberg

Foreword by Alan S. Frumin

 **TheCapitolNet**

All-or-Nothing Nature

Until 1972, the all-or-nothing nature of the RET remained.²⁹ Once hitting the threshold, a beneficiary's monthly benefit would be reduced to \$0, which was the subject of much criticism (especially from those that were self-employed). In response, lawmakers amended the Social Security Act in 1972 to end the all-or-nothing RET reduction and replace it with a new one: \$1 for every \$2 in earnings beyond the RET thresholds. Later, in 1983, lawmakers established the two-threshold structure (\$1 for every \$2 over the threshold for those between age 62 and 64 and \$1 for every \$3 over the threshold for those between age 65 and 69). In 2000, the current structure was created (\$1 for every \$2 over the threshold for those not attaining FRA in a certain calendar year and \$1 for every \$3 over the threshold for those attaining FRA in that calendar year).

Other Notable Developments

The RET has evolved from a monthly test to an annual one (with the exception of the “grace year” as discussed previously). Until 1977, the monthly test was used, which allowed workers to have a few months of earnings high enough to result in no benefits yet still receive benefits in the months for which they fell under the threshold. These amendments in 1977 marked the first time that the RET was made “less generous” since its inception in 1935.

Another major change materialized with the implementation of delayed retirement credits (DRCs) in 1972. Although DRCs are generally thought of as increased benefits for delayed retirement, they also are what provide for the recomputation of benefits at FRA to account for months wherein Social Security benefits were entirely or partially withheld due to the RET.

The most recent legislative change to the RET occurred in 2000 when Congress eliminated the RET for beneficiaries beginning with the month they attain FRA. This change was proposed under the Senior Citizens' Freedom to Work Act of 2000, which became P.L. 106-182. During the congressional debates of 2000, the desire to incentivize those between FRA and age 70 to return to substantial work (resulting in earnings above the thresholds that existed) was the leading push to create legislation.³⁰ During congressional debates on the legislation that became P.L. 106-182, Members of Congress expressed an expectation that eliminating the RET at FRA would lead to an increase in both the earnings of those who were decreasing hours worked (to keep pay below RET thresholds) and the overall labor force participation rate among those who had already retired from work. In the research analyzing the results from 2000, which is discussed in detail below, those expectations were met for some populations, specifically with large earnings increases for those with higher incomes and increases in the labor force participation rate for women (except for married women).

Policy Issues

Policymakers have questioned the RET's impact on labor supply and the timing of Social Security benefit claiming. Some argue that the RET is perceived as a “tax” or penalty on work effort, and that it induces workers to work fewer hours or even to retire completely from the workforce. Others argue that the RET causes workers to delay claiming Social Security benefits. However, the recomputation of benefits at FRA to account for any benefits affected by the RET is

²⁹ Under the 1960 amendments, there was a change to have the RET penalty be \$1 for every \$2 of earnings over the \$1,200 annual threshold. However, once establishing an annual earnings record over \$1,500, the all-or-nothing RET penalty remained in effect.

³⁰ House debate, *Congressional Record*, daily edition, vol. 146, part 36 (March 28, 2000), pp. H1441-H1447.

not well known or understood. Nevertheless, both of these effects could have important implications for the retirement security of older workers. Quantitative studies have found mixed evidence concerning the RET's impact on work hours, retirement decisions, and the timing of Social Security benefit claims. As a result, it is necessary to examine the impact of the RET and potential repeal of the RET on individuals across different income levels and demographic groups.

The RET, Threshold Bunching, and Individual Behavior

Bunching Behavior at Lower Earnings Levels

Research has shown that a significant impact of the RET—both before and after the major legislative action of 2000 to eliminate the RET above FRA—is the bunching of labor hours by individuals at the RET threshold amounts. Although the individual decision to increase or decrease hours worked varies by income level, the notion is that for earnings at or just above the annual RET threshold, the RET may encourage workers to work fewer hours and keep earnings just under the RET threshold. This effect is known as *bunching* under the RET threshold. An often-cited 1999 study found that a subset of workers do cluster at earnings levels just below the RET threshold.³¹ Other research has noted and documented a similar phenomenon.³² In addition, a 2007 study noted that the previously seen bunching at earnings thresholds for those between FRA and age 70 had disappeared after the 2000 legislation.³³ This finding was significant in acknowledging the direct, and seemingly rapid, impact policymakers can have—in this case, with a partial RET repeal (above FRA)—on the behavior of lower earning Social Security beneficiaries regarding their hours worked.

Ambiguity at Higher Earnings Levels

At higher earnings levels (far above threshold levels), the RET's impact on work hours is more ambiguous. Some workers perceive the RET as a “tax” on work effort despite the recomputation of benefits at FRA. To the extent that the RET is perceived as a “tax” on earnings, it may induce some workers to reduce their work hours or even to retire completely from the workforce. Other workers, however, may respond to the RET reduction to Social Security benefits in other ways depending on combined family benefits and total family income.³⁴

Lifecycle and Myopic Views

Despite the literature's finding of an altered labor supply, the RET is actuarially fair in its readjustment of benefits at FRA—meaning that over the course of the average person's lifespan, he or she will receive all of the benefits withheld due to the RET—and as such, there should not be an altered labor supply. However, because there is an effect, two schools of thought regarding

³¹ Leora Friedberg, *The Labor Supply Effects of the Social Security Earnings Test*, National Bureau of Economic Research, Working Paper no. 7200, June 1999.

³² Haider and Loughran, 2007; Song and Manchester, 2007; Olsen and Romig, 2013; Gary V. Engelhardt, *The Minimum Wage and Incentives for Full-Time Work Under the Social Security Retirement Earnings Test*, Center for Retirement Research at Boston College, Working Paper no. 2018-13, October 2018.

³³ Gary V. Engelhardt and Anil Kumar, *The Repeal of the Retirement Earnings Test and the Labor Supply of Older Men*, Center for Retirement Research at Boston College, Working Paper no. 2007-1, May 2007.

³⁴ Jae G. Song and Joyce Manchester, “How Have People Responded to Changes in the Retirement Earnings Test in 2000,” *Social Security Bulletin*, vol. 67, no. 1 (2007).

how to study the RET exist: the lifecycle view and the myopic view.³⁵ The *lifecycle view* is generally held by those workers who understand that the RET withholdings will be coming back to them in an actuarially neutral manner, considering the average person's lifespan. Therefore, those individuals would not look at the RET as a "tax" entirely. The *myopic view*, in contrast, is more commonly held by individuals who do not give the same economic value to the increased benefits later in life. In that way, those beneficiaries are more myopic and prefer a dollar today to two dollars tomorrow. As such, people with the myopic view are generally held to that view because of particular circumstances and beliefs, such as they have a limited ability to borrow money in the present, a shorter-than-average lifespan, a risk averse attitude, a higher personal discount rate,³⁶ or a lack of awareness of the later benefit readjustment. The higher personal discount rate is emblematic of someone who views the RET as having a less than actuarially fair impact on him or her with his or her prioritization of current and present benefits.³⁷

The RET and Aggregate Labor Behavior

Labor force participation is a worker's decision to remain in the workforce or not, while the aggregate labor supply looks at total hours worked by workers and beneficiaries across the retired-worker beneficiary population. The effect of the RET on the labor force participation and aggregate labor supply is important for policymakers. When advocating for the repeal of the RET, some policymakers want to incentivize retirees to go back to work or discourage people from exiting the paid labor force. Research has suggested mixed impacts of the RET on the labor supply decision of older workers.

Earlier studies largely concluded that the RET has little meaningful impact on the labor supply decision for older men.³⁸ One 2003 study of the 1973-1998 period found that the RET had little or no effect on the aggregate work hours and earnings of men aged 62 and older, although there is somewhat stronger evidence that raising the RET thresholds would have a positive impact on women's earnings (no evidence was found for an impact on women's work hours).³⁹ Another study, using Social Security administrative data matched with data from the Survey of Income and Program Participation, also found no clear evidence of an increase in employment among workers aged 65-69 following the elimination of the RET in 2000 for those between FRA and age 69.⁴⁰

³⁵ Marjorie Honig and Cordelia Reimers, "Is It Worth Eliminating the Retirement Test?" *The American Economic Review*, vol. 79, no. 2 (1989), pp. 103-107. (Cited for the basis of the rest of this paragraph, unless otherwise cited.)

³⁶ The discount rate is a rate used to equate present dollars to past or future dollars.

³⁷ Gary V. Engelhardt and Anil Kumar, "Taxes and the Labor Supply of Older Americans: Recent Evidence from the Social Security Earnings Test," *National Tax Journal*, vol. 67, no. 2 (2014), pp. 443-458.

³⁸ See Alan Gustman and Thomas Steinmeier, "The 1983 Social Security Reforms and Labor Supply Adjustment of Older Individuals in the Long Run," *Journal of Labor Economics*, vol. 3, no. 2 (1985), pp. 237-253; Gary Burtless and Robert A. Moffitt, "The Joint Choice of Retirement Age and Postretirement Hours of Work," *Journal of Labor Economics*, vol. 3, no. 2 (1985), pp. 209-236; Cordelia Reimers and Marjorie Honig, "Responses to Social Security by Men and Women: Myopic and Far-Sighted Behavior," *Journal of Human Resources*, vol. 31, no. 2 (1996), pp. 359-382; and Michael Leonasio, "The Effects of the Social Security Earnings Test on the Labor-Market Activity of Older Americans: A Review of Empirical Evidence," *Social Security Bulletin*, vol. 53, no. 5 (1990), pp. 2-21.

³⁹ Jonathan Gruber and Peter Orszag, "Does the Social Security Earnings Test Affect Labor Supply and Benefits Receipt?" *National Tax Journal*, vol. 56, no. 4 (2003), pp. 755-773.

⁴⁰ Jae G. Song, "Evaluating the Initial Impact of Eliminating the Retirement Earnings Test," *Social Security Bulletin*, vol. 65, no. 1 (2003/2004).

Other studies, however, have suggested that the RET has a large effect on labor force participation and aggregate labor supply. One study estimated that the RET reduced the employment rate of those aged 63-64 by about 3.3 percentage points using Social Security Administration data from 1968 to 1987.⁴¹ A 2004 study estimated a life cycle model of retirement and wealth and found that the RET reduced the share of married men aged 62 to FRA who worked full time by about four percentage points.⁴² A more recent study estimated a life cycle model of retirement, savings, pension wealth, and health insurance for older men using data from the Health and Retirement Study and found that the 2000 RET repeal for those between FRA and age 69 could increase the labor force participation among men aged 65-69 by about 8%.⁴³ Another study estimated that the 2000 RET repeal increased weeks worked per year by 11.0% and hours worked per week by 17.7% for workers aged 65-69.⁴⁴ A 2008 study, using longitudinal administrative earnings data and survey data, also found that at least 4.8% of the workforce adjusted their labor supply in response to the RET reform, and relatively younger men responded more to the RET reform than did older men.⁴⁵

Research has also suggested that the RET may have a relatively large impact on certain groups of older workers. One study concluded that the RET from 1978 to 1987 reduced the employment rate by more than one percentage point for a group of workers with earnings around the RET thresholds.⁴⁶ In addition, a 2018 study, which used data through 2012, theorized that the labor force participation rate generally rose for women after 2000. However, that increase only materialized for women who were single, divorced, separated, or widowed (married women saw a decrease in their labor force participation rate).⁴⁷

Additionally, several studies found that beneficiaries below FRA are also affected by the 2000 RET repeal for those between FRA and age 69. Social Security beneficiaries who are under FRA and have earnings above the RET thresholds may face two different types of choices. One is to reduce their labor supply first and increase it after reaching FRA (the point at which earnings are no longer subject to the RET). The other option is to return to work and increase their labor supply so that they can secure a position until reaching FRA. The latter choice is motivated by the fact that re-entering the labor market is relatively challenging for older workers (also referred to as *labor market rigidities*). Several studies have shown evidence to support the latter choice, that is, the RET repeal for those at or above FRA increases the labor supply among younger workers (those below FRA). For example, one study found that those slightly younger workers (below FRA) increased their weeks worked per year by 5.4% and hours worked per week by 5.1% in

⁴¹ Alexander Gelber et al., *The Employment Effects of the Social Security Earnings Test*, National Bureau of Economic Research, Working Paper no. 26696, January 2020.

⁴² Alan L. Gustman and Thomas L. Steinmeier, *The Social Security Retirement Earnings Test, Retirement and Benefit Claiming*, National Bureau of Economic Research, Working Paper no. 10905, November 2004.

⁴³ Neha Bairoliya, "Pension Plan Heterogeneity and Retirement Behavior," *European Economic Review*, vol. 116 (2019), pp. 28-59.

⁴⁴ Chen Tengjiao, Yajie Sheng, and Yu Xu, "The Anticipation Effect of the Earnings Test Reform on Younger Cohorts," *Public Finance Review*, vol. 48, no. 4 (2020), pp. 387-424.

⁴⁵ Steven Haider and David Loughran, "The Effect of the Social Security Earnings Test on Male Labor Supply: New Evidence from Survey and Administrative Data," *Journal of Human Resources*, vol. 43, no. 1 (2008), pp. 57-87.

⁴⁶ Alexander M. Gelber et al., *Using Non-Linear Budget Sets to Estimate Extensive Margin Responses: Method and Evidence from the Social Security Earnings Test*, National Bureau of Economic Research, Working Paper no. 23362, revised June 2018.

⁴⁷ Dale S. Bremmer and Randy Kesselring, "How Social Security's Earning Test, Age and Education Affect Female Labor Supply," *Atlantic Economic Journal*, vol. 46 (2018), pp. 357-377.

response to the 2000 RET repeal.⁴⁸ This finding raises the question for policymakers of whether a complete repeal of the RET (for those between age 62 and FRA) would affect the labor supply decisions of slightly younger workers (i.e., those below age 62).

Research has not drawn an unambiguous conclusion on the impact of the RET on the labor supply decision of older workers. The different data and methods and disparate population segments may explain the inconclusive findings in various studies. However, as shown in some analysis, the effect of the RET on the labor force participation and the aggregate labor supply is not negligible for many workers who are eligible for Social Security retirement benefits and also those slightly younger workers who are approaching retirement age. The removal of the RET could increase labor force participation and aggregate labor supply by inspiring older workers to stay in the work force and retire at a later age. It may also encourage older workers to re-enter the labor force after time outside of it, although labor market rigidities sometimes prevent this attempt.

The RET and Equity Among Retired-Worker Beneficiaries

With respect to the RET in current law, Social Security beneficiaries can be categorized into one of three groups: (1) those with earnings below the RET limit, (2) those affected by the RET with the result being decreased monthly benefit payments, and (3) those with earnings high enough as to result in no monthly benefit payment.⁴⁹ Each group in this study may react to a potential repeal of the RET differently. In general, the first group's behavior would remain unchanged; the second group's behavior change is ambiguous depending on the value each beneficiary places on either (1) increasing his or her work with the increased Social Security benefits due to the repeal of the RET or (2) decreasing his or her work due to the increased benefits due to the repeal of the RET; and the third group's behavior would lead some to reduce work hours due to substantially increased income from receiving Social Security benefits that were previously withheld in their entirety.

These differences have led some to argue that eliminating the RET would unequally benefit some higher earners because the additional Social Security benefits that would become available would permit higher earners, if they wished, to reduce their work hours. Critics of the RET contend that the RET discriminates against claimants who must continue working to supplement their benefits. In contrast, claimants with no earnings who have other forms of income, such as private pensions or investment income, can receive full Social Security benefits. Supporters of the RET counter that eliminating the RET would provide a bonus to people who are fortunate enough to be able to continue working after becoming entitled to retirement benefits, and the additional Social Security benefits may allow or encourage some individuals to reduce their work hours.

The idea that the repeal of the RET benefits different earning levels in an inequitable way was examined in a 2003/2004 report—one of the first studies to analyze the impacts of the 2000 legislation—which pointed out that increased total income was statistically significant and large in size for higher earners, but, for lower earners, there was no statistical significance.⁵⁰ This statistically significant disparity among the retired-worker beneficiary population indicates that

⁴⁸ Chen Tengjiao, Yajie Sheng, and Yu Xu, "The Anticipation Effect of the Earnings Test Reform on Younger Cohorts," *Public Finance Review*, vol. 48, no. 4 (2020), pp. 387-424.

⁴⁹ Marjorie Honig and Cordelia Reimers, "Is It Worth Eliminating the Retirement Test?" *The American Economic Review*, vol. 79, no. 2 (1989), pp. 103-107. (Cited for the basis of the rest of this paragraph, unless otherwise cited.)

⁵⁰ Jae G. Song, "Evaluating the Initial Impact of Eliminating the Retirement Earnings Test," *Social Security Bulletin*, vol. 65, no. 1 (2003/2004).

high earners will experience a more substantial benefit than low earners if the RET were to be repealed. These findings were also replicated in a 2007 paper.⁵¹

Another equity-related consideration is whether some beneficiaries will live long enough to fully realize the higher benefit amounts stemming from the recomputation at FRA. When considering the actuarial fairness of the recomputation, which is the idea that a worker with an average lifespan will earn back the benefits withheld due to the RET, workers with a shorter than average lifespan may feel that the recovery of benefits is incomplete. Conversely, for those who live longer than average, the recomputation may result in higher lifetime benefits that more than earn back the initial benefit reductions under the RET. Because life expectancy is linked to income, some argue that the RET may be regressive on a lifetime basis.⁵²

These different effects of an RET repeal across the retired-worker beneficiary population present challenges for policymakers. Often, the argument in favor of the RET repeal is to assist those with low earnings in avoiding unnecessary taxation and to incentivize working further into the elder years. Although that view may be ignoring the benefit readjustment at FRA, it is assuming that the impact on the entire retired-worker beneficiary population will be universally equal.

The RET and Benefit Claiming Behavior

Because the RET applies to persons who are younger than FRA, studies suggest that it may discourage persons below the FRA from claiming benefits early. As noted earlier, some workers perceive the RET as a tax on benefits received before FRA, even though the recomputation of benefits at FRA (which results in a higher monthly benefit starting at FRA) allows the worker to recoup benefits withheld under the RET.

Numerous studies have found evidence that the RET does have an impact on the decision concerning when to claim Social Security benefits. For example, a 2003 study examined persons aged 62 and older during the 1973-1998 period and estimated that a \$1,000 increase in the RET threshold could increase the share of men aged 62 and older who claim Social Security benefits by 0.7% to 1.6%, while eliminating the RET could increase that share by 5.2% to 13.5%.⁵³ A 2007 study, which examined the 2000 elimination of the RET for men and women at or above FRA, found an increase in benefit claims between 2% and 5% among men and women aged 65-69, and an increase by 3%-5% among men and women who were reaching the age of 65.⁵⁴ More recent studies also showed that the repeal of the RET in 2000 for beneficiaries between FRA and age 69 was followed by a temporary increase in benefit claims among persons aged 65-69 who were working and had deferred claiming retired-worker benefits.⁵⁵

There is other pertinent literature that helps to establish the impacts on benefit claiming and receipt of a complete RET repeal, which is the focus of some policymakers. A 2003 study

⁵¹ Jae G. Song and Joyce Manchester, "How Have People Responded to Changes in the Retirement Earnings Test in 2000?" *Social Security Bulletin*, vol. 67, no. 1 (2007).

⁵² For more information regarding the relationship between life expectancy and income, please see CRS Report R44846, *The Growing Gap in Life Expectancy by Income: Recent Evidence and Implications for the Social Security Retirement Age*.

⁵³ Jonathan Gruber and Peter Orszag, "Does the Social Security Earnings Test Affect Labor Supply and Benefits Receipt?" *National Tax Journal*, vol. 56, no. 4 (2003), pp. 755-773.

⁵⁴ Jae G. Song and Joyce Manchester, "How Have People Responded to Changes in the Retirement Earnings Test in 2000?" *Social Security Bulletin*, vol. 67, no. 1 (2007).

⁵⁵ Patrick J. Purcell, "Employment at Older Ages and Social Security Benefit Claiming, 1980-2018," SSA, Research and Statistics Note, No. 2020-01, April 2020; and CRS In Focus IF11115, *Social Security Benefit Claiming Age*.

predicted increased early take-up of benefits in the future if the RET were to be repealed for those younger than FRA.⁵⁶ Similarly, a 2004 study found that complete repeal of the RET would lead to an increase of benefit take-up for married men by 10%.⁵⁷ Likewise, a 2013 study found that RET repeal could lead to significant increases (14.4% with assumed behavioral responses discussed earlier) in beneficiaries becoming entitled earlier than their FRAs by 2050.⁵⁸ From all of these sources, the authors suggest that a complete elimination of the RET would lead to significant early benefit claiming before FRA.

RET Repeal and the Impact on Poverty Rates

Another consideration for policymakers is the effect of the RET on poverty rates. When considering the potential repeal of the RET, if more people claim at age 62 because of no perceived tax, then more people would become subject to the permanent actuarial reduction in benefits, which increases for every month of entitlement before the FRA. Without the RET, this permanent reduction would no longer be lessened after FRA, unless there is a year of work in which the salary would be substantial enough to impact the PIA calculation (in which case the beneficiary would still be subject to the permanent percentage reduction). If a hypothetical beneficiary retires at the age of 64, three years before his or her hypothetical FRA, that beneficiary is subject to a permanent reduction of his or her benefits by 20% per month. If the repeal of the RET encouraged the hypothetical beneficiary to claim benefits earlier than he or she otherwise would have under current law, then the beneficiary would be subject to more years of permanently reduced benefits and at a higher reduction rate. For example, if that same hypothetical beneficiary were to retire at the age of 62, five years before his or her hypothetical FRA, he or she would be subject to a 30% permanent reduction and for two years longer than before (those years age 62 and 63). This permanent reduction, cemented further without a later RET readjustment, is the cause for poverty concerns later in a beneficiary's life, particularly at older ages.

Considerable evidence shows that poverty levels may increase in response to a complete repeal of the RET. A 2000 paper estimates that the poverty impact may be significant; specifically, the paper estimates the following potential percentage point increases in poverty rates after potential RET repeal: 2.3% among women, 3.6% among widow(er)s, 1.1% among married couples, 3.7% among surviving-spouse beneficiaries, 2.4% among those aged 70-79, and 4.4% among those aged 80-89.⁵⁹ In addition, more recent research from 2016 shows that the complete repeal of the RET would increase the likelihood of very low incomes among women in their mid-70s and older.⁶⁰ While another study is not specific about the timeframe of poverty-related impacts of a repeal, it projects that the negative impacts on poverty would occur.⁶¹ Certain Social Security

⁵⁶ Caroline Ratcliffe, Jillian Berk, and Kevin Perese, et al., *Impact of the Social Security Retirement Earnings Test on 62-64-Year-Olds*, AARP, Washington, DC, December 2003, pp. 1-48.

⁵⁷ Alan L. Gustman and Thomas L. Steinmeier, *The Social Security Retirement Earnings Test, Retirement and Benefit Claiming*, National Bureau of Economic Research, Working Paper no. 10905, November 2004.

⁵⁸ Anya Olsen and Kathleen Romig, "Modeling Behavioral Responses to Eliminating the Retirement Earnings Test" *Social Security Bulletin*, vol. 73, no. 1 (2013). For poverty projections related to S. 2336, see Senator Marco Rubio's 2014 proposal to eliminate the RET, available at the SSA's Office of Research, Evaluation, and Statistics website at <https://www.ssa.gov/policy/docs/projections/policy-options/worker-benefit/eliminate-ret-2050.html>.

⁵⁹ Michael A. Anzick and David A. Weaver, "The Impact of Repealing the Retirement Earnings Test on Rates of Poverty" *Social Security Bulletin*, vol. 63, no. 2 (2000).

⁶⁰ Theodore Figinski and David Neumark, "Does Eliminating the Earnings Test Increase the Incidence of Low Income Among Older Women?," *Research on Aging*, vol. 40, no. 1 (2016), pp. 27-53.

⁶¹ Caroline Ratcliffe et al., *Impact of the Social Security Retirement Earnings Test on 62-64-Year-Olds*, AARP,

provisions help provide the explanation for these variations in poverty rates across demographic groups.

Survivors' benefits may be permanently affected by the worker beneficiary's decision to claim benefits before FRA. Under a provision in the Social Security Act known as the *widow(er)'s limit provision*, the widow(er)'s benefit may be reduced if the widow(er)'s benefit payable on the worker's record exceeds the benefit the worker was receiving (including any actuarial reduction for early retirement that may have reduced the worker's benefit) before his or her death.⁶² If a worker has benefits withheld under the RET and he or she dies before attaining FRA (when the worker's benefit would have been recomputed), for purposes of determining the limit on the widow(er)'s benefit, the worker's benefit is recomputed at the time of the worker's death to account for months for which no benefit or a partial benefit was paid as a result of the RET.

Elderly beneficiaries, in particular, may face reduced living standards if their spouse claims benefits before FRA, because of the actuarial reduction to benefits described above. In general, women tend to outlive their husbands and are, therefore, more likely than men to receive Social Security survivors' benefits. If these survivors' benefits are decreased permanently, women stand to be adversely impacted by an RET repeal. In addition, individuals and couples are more likely to deplete other assets later in retirement, leaving the couple or surviving spouse more reliant on Social Security.

RET Repeal and the Impact on the OASDI Program

An elimination of the RET for those below their FRA—as is proposed in the Senior Citizens' Freedom to Work Act of 2019 (H.R. 2663, 116th Congress)⁶³—would have had two opposing impacts on the financial outlook of the Social Security program: (1) an increase in costs in the near-term and (2) a decrease in costs in the long-term. In comparing these two impacts in aggregate, a net impact on the program could be calculated.⁶⁴

Near-Term Increase in Program Costs

An immediate increase in program costs would occur as a result of two populations receiving increased benefits: (1) those who had benefits withheld due to the RET who would now receive no reduction and, therefore, whose benefits would increase and (2) some of those who were previously not receiving benefits and were planning to start entitlement later could elect to receive benefits sooner than they otherwise would under current law. This latter group includes those individuals who would now be able to receive benefits at age 62 and continue to work with

December 2003, pp. 1-48.

⁶² Social Security Act §202(e)(2)(D) and (f)(2)(D). For more information on the widow(er)'s limit provision, please see CRS Report R41479, *Social Security: Revisiting Benefits for Spouses and Survivors*.

⁶³ Similar proposals have been presented in previous congresses, including the Let Seniors Work Act of 2014 (S. 2336), for which the Office of Research, Evaluation, and Statistics at the SSA prepared projections as to the potential worker benefit changes: <https://www.ssa.gov/policy/docs/projections/policy-options/worker-benefit/eliminate-ret-2030.html>. In response to the Coronavirus Disease 2019 (COVID-19) pandemic and the concerns that the RET may discourage retired health care and other essential workers from providing needed services during the pandemic, lawmakers have proposed to exempt certain earnings in 2020 from the RET. For more information, see CRS Insight IN11352, *Social Security Retirement Earnings Test (RET): Earnings Exemption for COVID-19-Related Work Response*.

⁶⁴ Letter from Stephen C. Goss, Chief Actuary at the Social Security Administration, to Representative Jackie Walorski, U.S. House of Representatives, May 14, 2019, Table 1b, at https://www.ssa.gov/OACT/solvency/JWalorski_20190514.pdf (Cited as *SSA Estimates for Repeal of the RET* for the basis of the rest of this section, unless otherwise cited.) The forthcoming analysis is based upon this letter. It is assumed the elimination begins in 2020.

By Bradford Fitch

Includes
U.S. Constitution and
Declaration of Independence



Citizen's Handbook

To Influencing Elected Officials

Citizen Advocacy in
State Legislatures and Congress



TheCapitolNet

no reduction in benefits under the RET, though they would still be subject to early retirement benefit reductions.

In 2019, roughly 450,000 beneficiaries were affected by the RET and the early retirement reduction mentioned earlier.⁶⁵ In addition, SSA's Office of the Chief Actuary (OCACT) estimated that, in 2019, out of the 5 million worker beneficiaries between age 62 and 65 who were eligible for retired-worker benefits but have delayed entitlement and would have earnings over the RET thresholds, 1.7 million would apply for benefits earlier as a result of the RET repeal.⁶⁶

Long-Term Decrease in Program Costs

Although eliminating the RET would increase short-term program costs, there would also be a decrease in program costs in the long run. This decrease in program costs stems primarily from the increased incidence of beneficiaries becoming subject to the actuarial reduction in benefits for early retirement. Because this reduction is intended to be actuarially fair over the average lifetime and, seemingly, would not result in decreased lifetime benefits, the OCACT points out that the "overall net decrease in benefits occurs because of changes over time in life expectancy and interest rates."⁶⁷ This statement highlights, again, the correlation between life expectancy and lifetime Social Security benefits.

When considering this in the context of the numbers mentioned above, the 450,000 beneficiaries affected by the RET and the early retirement actuarial benefit reduction would all receive increased benefits immediately, but they would no longer be subject to an increase in benefits at FRA due to the RET readjustment. As a result, they would receive lower monthly benefits for the rest of their lives. This impact, driven by the OCACT's prediction of future changes in life expectancy and interest rates, would result in program savings in the long-term. OCACT predicts that 1.7 million workers (of the 5 million referenced earlier) would now claim benefits before FRA, which would lead to an immediate increase in total benefits paid by Social Security; however, these new beneficiaries would all receive an early retirement benefit reduction of a permanent nature. According to the OCACT's letter, the permanent reduction in monthly benefit levels would, on average, more than offset the value of additional benefit payments from earlier claiming over the long run.

Aggregate Results

In the short run, the OCACT used a 10-year outlook on the proposal using nominal dollars (as opposed to present value dollars).⁶⁸ Within this outlook, the OCACT estimated an average \$19.91 billion increase in Old-Age, Survivors, and Disability Insurance (OASDI) costs per year over the 2020-2029 period. This included projected cost increases exceeding \$20 billion each year from 2020 through 2027.

These annual cost increases were projected to be alleviated by 2038 when costs decline, resulting in program savings.⁶⁹ The OASDI program would continue to save money—through cost decreases—throughout the remainder of the 75-year projection period (2019-2093).

⁶⁵ *SSA Estimates for Repeal of the RET*, p. 2.

⁶⁶ *SSA Estimates for Repeal of the RET*, p. 3.

⁶⁷ *SSA Estimates for Repeal of the RET*, p. 3.

⁶⁸ *SSA Estimates for Repeal of the RET*, Table 1b.n. (Cited as the basis for the rest of this paragraph.)

⁶⁹ *SSA Estimates for Repeal of the RET*, Table 1b. (Cited as the basis for the rest of this paragraph.)

When considering both the financial impact and the time over which that impact occurs, the OCACT letter referenced above concluded that, over the long-range projection period of 75 years, elimination of the RET completely would lead to an improvement in the “long-range OASDI actuarial deficit by 0.03% of taxable payroll” and a reduction in the “annual deficit for the OASDI program by 0.11% of payroll for 2093.”⁷⁰ Stated differently, the elimination of the RET would reduce the trust funds’ long-term funding shortfall by about 1%, with the funding shortfall in 2093 reduced by about 3%.⁷¹

Conclusion

Originally, the RET was created—and, largely, still exists—in an effort to abide by long-standing insurance principles that require a significant loss to pay benefits. For Social Security retirement benefits, the RET quantifies a significant loss as occurring when earnings drop below the earnings thresholds. Upon FRA, benefits are recomputed to restore benefits withheld due to the RET. However, because the RET is unpopular among many beneficiaries, and may be seen as a “tax” or as a withholding of a benefit they have “bought and paid for,” Congress has legislated changes to the RET throughout program history (specifically, to change the age limit, the earnings thresholds, and the all-or-nothing nature). Recently, a complete repeal of the RET has been the subject of legislative attention.

As the research suggests, a complete RET repeal is likely to increase the hours worked for certain populations (such as those with lower incomes near RET thresholds) and decrease the hours worked for others (such as those with higher incomes for whom the RET withholds the entirety of the year’s benefits). And it may also increase the overall labor force participation rate and aggregate labor supply by inspiring some older workers to work longer before retiring or encouraging retired workers to re-enter the labor force (although labor market rigidities may sometimes prevent this attempt). Furthermore, research suggests that a repeal of the RET is likely to incentivize the early take-up of benefits, which would lead to a higher frequency of permanently reduced benefits due to actuarial reductions for early retirement. With no recalculation for later benefits remaining after RET removal, these lifetime lower benefits would increase the likelihood of poverty incidence for certain groups, especially women and those aged 80-89.

According to the OCACT’s cost estimate, eliminating the RET would slightly reduce the OASDI cost. Increased program costs for benefits paid to individuals under the FRA would be more than offset by the lower monthly benefits due to early retirement benefit reductions because of changes over time in life expectancy and interest rates.

⁷⁰ *SSA Estimates for Repeal of the RET*, p. 1. The long-range financial status of the OASDI program is measured by the *actuarial balance*. The actuarial balance is the difference between the *summarized cost rate* (the ratio of the present value of cost to the present value of the taxable payroll for the projection period) and the *summarized income rate* (the ratio of the present value of scheduled non-interest income to the present value of taxable payroll for the projection period) over a 75-year projection horizon. The summarized cost rate and the summarized income rate are expressed as a percentage of *taxable payroll* (the weighted sum of taxable wages and taxable self-employment income). When this is multiplied by the OASDI payroll tax rate, it results in the total amount of payroll taxes. (2019 Annual Report, pp. 243-244.)

⁷¹ In a recent cost estimate for repealing the RET beginning in 2023, SSA’s OCACT estimates that the proposal would reduce the trust funds’ long-term funding shortfall by about 1%, with the funding shortfall in 2095 reduced by about 3%. See SSA, OCACT, “Provisions Affecting Level of Monthly Benefits,” Option B7.11, at <https://www.ssa.gov/oact/solvency/provisions/benefitlevel.html>. Estimates are based on assumptions in the 2020 trustees report. The 2020 intermediate assumptions reflect the trustees’ understanding of Social Security at the start of 2020. Thus, they do not include potential effects of COVID-19.

Appendix A. Social Security Auxiliary Benefits

Social Security provides benefits to eligible family members of a retired, disabled, or deceased worker. Benefits payable to family members are equal to a specified percentage of the worker's PIA, subject to a maximum family benefit amount. That maximum family benefit amount is a function of the worker's PIA and is generally between 150% and 188% of that PIA.⁷²

In general, two ways exist in which a person who receives Social Security auxiliary benefits (benefits paid to spouses, survivors, and other dependents) could be affected by the RET. First, benefits paid to spouses and dependents are affected by the RET when the benefits are based on the record of a worker beneficiary who is subject to the RET (i.e., the worker beneficiary is below FRA and has earnings above the exempt amount). This includes benefits paid to spouses who are below FRA as well as to those who are *above* FRA. An exception is made for auxiliary benefits paid to divorced spouses. If a divorced spouse has been divorced from the worker beneficiary for at least two years, the auxiliary benefit is not affected by the worker beneficiary's earnings.

Second, benefits paid to spouses (including divorced spouses) and dependents are affected by the RET when the auxiliary beneficiary is below FRA and has his or her own earnings above the exempt amount. Auxiliary beneficiaries who have their own earnings, even if they do not have their own retired worker benefits, are subject to the same annual exempt amounts and benefit reduction rates on their auxiliary benefits that apply to worker beneficiaries. An auxiliary beneficiary qualifying for benefits based on another beneficiary's work record (e.g., a spouse or a parent) and on his or her own work record is deemed dually entitled.⁷³

The RET does not apply to disabled beneficiaries, including disabled auxiliary beneficiaries.

Table A-1 shows an example of a couple in which (1) one member, the worker beneficiary, receives a retired-worker benefit based on his or her own work record, and (2) one member, the auxiliary beneficiary, receives a spousal benefit only. Both beneficiaries are assumed to be below FRA throughout the calendar year and to have earnings above the RET exempt amount.⁷⁴ Because neither beneficiary will attain FRA during the calendar year, both are subject to the same RET exempt amount and benefit reduction rate. Benefit reductions under the RET are applied to the couple in the following order:⁷⁵

- First, the worker beneficiary's RET charge is pro-rated and applied to both the worker beneficiary's retired-worker benefit and the auxiliary beneficiary's spousal benefit.
- Second, if there is a balance remaining on the spousal benefit (if the spousal benefit has not been reduced to zero), the auxiliary beneficiary's RET charge from his or her own earnings is applied to (and further reduces) his or her spousal benefit only (the auxiliary beneficiary's earnings above the RET exempt amount do not affect the worker beneficiary's retired-worker benefit).

⁷² For more detailed information on auxiliary benefits and the implementation of family maximum rules, please see CRS Report R42035, *Social Security Primer*.

⁷³ For more information on dually entitled beneficiaries, please see CRS Report R41479, *Social Security: Revisiting Benefits for Spouses and Survivors*.

⁷⁴ An example of such a couple would be a worker beneficiary who receives a retired-worker benefit based on his or her own work record and an auxiliary beneficiary (who does not have enough Social Security-covered employment to qualify for a retirement benefit) who is currently working but does not receive his or her own retired-worker benefit.

⁷⁵ 20 C.F.R. §404.434(b)(3).

Table A-1. Hypothetical Example of the Application of the RET for a Couple Consisting of a Worker Beneficiary and an Auxiliary (Spousal) Beneficiary, 2021

Step	Spouse #1: Worker Beneficiary	Spouse #2: Auxiliary Beneficiary
1. Social Security retired-worker benefit, based on his or her own work record	\$2,000	None
2. Social Security auxiliary (spousal) benefit	None	\$1,000
3. Calculation of earnings above annual threshold		
Predicted earnings in 2021	\$33,000	\$33,000
RET threshold in 2021	\$18,960	\$18,960
Earnings above threshold	\$14,040	\$14,040
4. RET Charge	\$7,020 (one-half of earnings above the threshold)	\$7,020 (one-half of earnings above the threshold)
5. Application of the RET		
January and February monthly benefits: The worker beneficiary's RET charge is applied to the total family benefit of \$3,000 for each month.	\$0	\$0
March monthly benefit: The balance of the worker beneficiary's RET charge (\$1,020 = \$7,020 - \$6,000) is pro-rated between the beneficiaries in proportion to their original entitlement amount, so \$680 is applied to the worker beneficiary and \$340 is applied to the auxiliary beneficiary. In addition, \$660 of the auxiliary beneficiary's RET charge is applied to the auxiliary beneficiary's benefit only, reducing it to zero for this month.	\$1,320	\$0
April through September monthly benefits: The worker beneficiary receives full monthly benefits. The auxiliary beneficiary's monthly benefit is reduced to zero by his or her own RET charge.	\$2,000	\$0
October monthly benefit: The worker beneficiary receives full monthly benefits. The auxiliary beneficiary's RET balance of \$360 (\$7,020 - \$6,660) is charged to his or her own benefit.	\$2,000	\$6400
November through December monthly benefits: full benefits are paid to both beneficiaries.	\$2,000	\$1,000

Source: Congressional Research Service.

Notes: The starting benefit amounts include reductions for retirement before FRA and exclude other benefit reductions that may apply, such as those related to receipt of a non-covered pension. The example has been constructed so that the "grace year" provision does not apply (see "The Grace Year Provision" section or **Appendix C** for an example). Both beneficiaries are presumed to be below FRA throughout the calendar year.

Table A-2 summarizes the applicability of the RET to worker beneficiaries and auxiliary beneficiaries when either type of beneficiary has earnings above the exempt amount.

Table A-2. Summary of the Applicability of the Retirement Earnings Test to Worker Beneficiaries and Auxiliary Beneficiaries

Beneficiary Type	Worker Beneficiary Has Earnings Above the Exempt Amount	Auxiliary Beneficiary Has Earnings Above the Exempt Amount
Worker Beneficiary	The worker beneficiary's own benefit is reduced.	Only the auxiliary benefit is reduced, not the worker beneficiary's benefit.
Auxiliary Beneficiary: Spouse	Auxiliary benefits to spouses are reduced for the worker beneficiary's earnings above the exempt amount, which are charged against the total family benefit.	Only the auxiliary benefit is reduced, not the worker beneficiary's benefit.
Auxiliary Beneficiary: Divorced Spouse	A divorced spouse's benefit is not reduced for the worker beneficiary's earnings above the exempt amount if the couple has been divorced for at least two years.	Only the auxiliary benefit is reduced, not the worker beneficiary's benefit.
Auxiliary Beneficiary: Child	Auxiliary benefits to children are reduced for the worker beneficiary's earnings above the exempt amount, which are charged against the total family benefit.	Only the auxiliary benefit is reduced, not the worker beneficiary's benefit.
Auxiliary Beneficiary: Mother or Father with Qualifying Child in Care (child under age 16 or disabled)	Not applicable (worker beneficiary is deceased).	The mother's or father's benefit is reduced.
Auxiliary Beneficiary: Widow(er)	Not applicable (worker beneficiary is deceased).	The widow(er)'s benefit is reduced.
Auxiliary Beneficiary: Parent	Not applicable (worker beneficiary is deceased).	The parent's benefit is reduced.

Source: SSA, Social Security Handbook, Chapter 18: Reduction or Nonpayment of Social Security Benefits, 1804 How Excess Earnings Are Charged Against Benefits, April 9, 2010, at https://www.ssa.gov/OP_Home/handbook/handbook.18/handbook-1804.html.

Notes: A worker beneficiary's spouse or child who is receiving mother's/father's benefits or child's benefits based on a third person's work record is deemed entitled on the worker beneficiary's record. Therefore, the worker beneficiary's earnings above the exempt amount would be charged not only against his or her own benefits and the benefits of those entitled on his or her record, but also against the spouse's or child's benefits that are based on a third person's work record. As noted previously, disabled beneficiaries are subject to different rules and limitations regarding earnings.

Appendix B. Annual Exempt Amounts Under the Social Security Retirement Earnings Test, Calendar Years 2007-2021

The RET annual exempt amounts are indexed to average wage growth in the economy. An exception, however, is that the annual exempt amounts are not increased in a year during which no Social Security cost-of-living adjustment (COLA) is payable. In some years—such as, 2010, 2011, and 2016—there were no Social Security COLAs payable, so the RET exempt amounts did not increase in these years. The RET applies only to wage and salary income (i.e., earnings from work). It does not apply to “unearned” income, such as income from pensions, rents, dividends, or interest.

Table B-1. Annual Exempt Amounts Under the Social Security Retirement Earnings Test, Calendar Years 2007-2021

Calendar Year	Prior to Year of Attaining FRA	During Year of Attaining FRA
2007	\$12,960	\$34,440
2008	\$13,560	\$36,120
2009	\$14,160	\$37,680
2010	\$14,160	\$37,680
2011	\$14,160	\$37,680
2012	\$14,640	\$38,880
2013	\$15,120	\$40,080
2014	\$15,480	\$41,400
2015	\$15,720	\$41,880
2016	\$15,720	\$41,880
2017	\$16,920	\$44,880
2018	\$17,040	\$45,360
2019	\$17,640	\$46,920
2020	\$18,240	\$48,600
2021	\$18,960	\$50,520

Source: Social Security Administration, “Exempt Amounts Under The Earnings Test,” at <http://www.socialsecurity.gov/OACT/COLA/rtea.html>.

Appendix C. The Grace Year Provision Illustrated

Table C-1. Hypothetical Example of the Application of the Grace Year Provision in the First Year of Entitlement, 2021

Step	Worker Beneficiary with Entitlement Beginning at Age 62 in September of Calendar Year
1. Salary in this calendar year	
January 1—August 31	\$48,000
Salary in September	\$1,300
Salary in October	\$1,600
Salary in November	\$900
Salary in December	\$2,100
2. Identify applicable RET threshold	
As this entitlement does not come in a calendar year wherein the retiree is reaching FRA, the lower threshold applies	\$18,960
Determine the monthly amount of that threshold	\$1,580 ^a
3. Social Security monthly benefit to be received upon entitlement	\$2,000
4. Calculate the Social Security benefit to be received in each calendar month	
January through August	N/A—not yet entitled at the early retirement age of 62
September	\$2,000 ^b
October	\$0 ^c
November	\$2,000 ^d
December	\$0 ^e

Source: Congressional Research Service.

Notes: This example assumes that the worker beneficiary receives benefits based on his or her own work record only. The starting benefit amounts include reductions for retirement before FRA and exclude other reductions that may apply.

- This value is calculated by dividing the annual threshold (\$18,960) by 12.
- Salary = \$1,300, which is less than the RET limit of \$1,580, so the worker receives the entire Social Security benefit plus his or her earnings.
- Salary = \$1,600, which is more than the RET limit of \$1,580, so the worker receives his or her earnings but no Social Security benefit.
- Salary = \$900, which is less than the RET limit of \$1,580, so the worker receives the entire Social Security benefit plus his or her earnings.
- Salary = \$2,100, which is more than the RET limit of \$1,580, so the worker receives his or her earnings but no Social Security benefit.

Author Information

Zhe Li
Analyst in Social Policy

Acknowledgments

This report was originally co-authored by CRS specialist Dawn Nuschler and former CRS analyst Alison Shelton and updated by former CRS research associate Tyler Welch.

Disclaimer

This document was prepared by the Congressional Research Service (CRS). CRS serves as nonpartisan shared staff to congressional committees and Members of Congress. It operates solely at the behest of and under the direction of Congress. Information in a CRS Report should not be relied upon for purposes other than public understanding of information that has been provided by CRS to Members of Congress in connection with CRS's institutional role. CRS Reports, as a work of the United States Government, are not subject to copyright protection in the United States. Any CRS Report may be reproduced and distributed in its entirety without permission from CRS. However, as a CRS Report may include copyrighted images or material from a third party, you may need to obtain the permission of the copyright holder if you wish to copy or otherwise use copyrighted material.

Learn how Capitol Hill really works

All of our programs and any combination of their topics can be tailored for custom training for your organization.

For more than 40 years, TheCapitol.Net and its predecessor, Congressional Quarterly Executive Conferences, have been teaching professionals from government, military, business, and NGOs about the dynamics and operations of the legislative and executive branches and how to work with them.

Our training, on-site and online, and publications include congressional operations, legislative and budget process, communication and advocacy, media and public relations, research, testifying before Congress, legislative drafting, critical thinking and writing, and more.

- **Diverse Client Base**—We have tailored hundreds of custom on-site and online training programs for Congress, numerous agencies in all federal departments, the military, law firms, lobbying firms, unions, think tanks and NGOs, foreign delegations, associations and corporations, delivering exceptional insight into how Washington works.™
- **Experienced Program Design and Delivery**—We have designed and delivered hundreds of custom programs covering congressional/legislative operations, budget process, media training, writing skills, legislative drafting, advocacy, research, testifying before Congress, grassroots, and more.
- **Professional Materials**—We provide training materials and publications that show how Washington works. Our publications are designed both as course materials and as invaluable reference tools.
- **Large Team of Experienced Faculty**—More than 150 faculty members provide independent subject matter expertise. Each program is designed using the best faculty member for each session.
- **Non-Partisan**—TheCapitol.Net is non-partisan.
- **GSA Schedule**—TheCapitol.Net is on the GSA Schedule for custom training: GSA Contract GS02F0192X.

Please see our Capability Statement on our web site at TCNCS.com.

Custom training programs are designed to meet your educational and training goals, each led by independent subject-matter experts best qualified to help you reach your educational objectives and align with your audience.

As part of your custom program, we can also provide online venue, classroom space, breaks and meals, receptions, tours, and online registration and individual attendee billing services.

For more information about custom on-site training for your organization, please see our web site: TCNCustom.com or call us: 202-678-1600, ext 115.



Non-partisan training and publications that show how Washington works.™

PO Box 25706, Alexandria, VA 22313-5706
202-678-1600 • www.thecapitol.net



TheCapitol.Net is
on the GSA Schedule
for custom training.
GSA Contract GS02F0192X

