

Legislative Branch: FY2021 Appropriations

Updated February 26, 2021

Congressional Research Service
<https://crsreports.congress.gov>

R46469

About TheCapitol.Net

We help you understand Washington and Congress.™

For more than 40 years, TheCapitol.Net and its predecessor, Congressional Quarterly Executive Conferences, have been training professionals from government, military, business, and NGOs on the dynamics and operations of the legislative and executive branches and how to work with them.

Our training and publications include congressional operations, legislative and budget process, communication and advocacy, media and public relations, research, testifying before Congress, legislative drafting, critical thinking and writing, and more.

TheCapitol.Net encompasses a dynamic team of more than 150 faculty members and authors, all of whom are independent subject matter experts and veterans in their fields. Faculty and authors include senior government executives, former members of Congress, Hill and agency staff, editors and journalists, lobbyists, lawyers, nonprofit executives, and scholars.

We have worked with hundreds of clients across the country to develop and produce a wide variety of custom training programs, on-site and online. All courses, seminars, and workshops can be tailored to align with your organization's educational objectives and presented online or on-site at your location.

TheCapitol.Net is on the GSA Schedule for custom training:
GSA Contract GS02F0192X.

TheCapitol.Net has more than 2,500 clients representing congressional offices, federal and state agencies, military branches, corporations, associations, news media, and NGOs nationwide.

TheCapitol.Net is a non-partisan firm.

Our blog: [Hobnob Blog](#)—hit or miss ... give or take ... this or that ...






Non-partisan training and publications that show how Washington works.™

PO Box 25706, Alexandria, VA 22313-5706
202-678-1600 • www.thecapitol.net



TheCapitol.Net is
on the GSA Schedule
for custom training.
GSA Contract GS02F0192X





R46469

February 26, 2021

Ida A. Brudnick
Specialist on the Congress

Legislative Branch: FY2021 Appropriations

The legislative branch appropriations bill provides funding for the Senate; House of Representatives; Joint Items; Capitol Police; Office of Congressional Workplace Rights (formerly Office of Compliance); Congressional Budget Office (CBO); Architect of the Capitol (AOC); Library of Congress (LOC), including the Congressional Research Service (CRS); Government Publishing Office (GPO); Government Accountability Office (GAO); Open World Leadership Center; and the John C. Stennis Center.

The legislative branch budget request was submitted on February 10, 2020 (\$5.562 billion, +10.2%). The House held hearings in February and early March. The Senate held a hearing for two agencies in early March, prior to a pause in hearings due to the Coronavirus Disease 2019 (COVID-19) pandemic. On July 7, 2020, the House Appropriations Committee, Subcommittee on the Legislative Branch held a markup of the FY2021 legislative branch appropriations bill and ordered it reported by voice vote. The full House Appropriations Committee marked up the bill on July 10, 2020, and ordered it reported, with a manager's amendment, by roll call vote (30-18, H.R. 7611, H.Rept. 116-447). The House-reported bill would have provided \$4.197 billion, a \$206.9 million increase (+5.2%) from the comparable 2020 enacted level (not including the \$93.1 million included supplemental appropriations provided in P.L. 116-136, and not including Senate items). The FY2021 Senate Appropriations Committee majority draft bill would have provided \$3.644 billion, a \$107.1 million increase (+3.0%) from the comparable 2020 enacted level (not including the emergency appropriations or House items). P.L. 116-260 provides \$5.304 billion in new budget authority (not including emergency appropriations) for legislative branch appropriations for FY2021 (+5.1%).

Previously, over the past decade

- The FY2020 level of \$5.049 billion represented an increase of \$202.8 million (+4.2%) from the FY2019 level, not including the FY2020 supplemental.
- The FY2019 level of \$4.836 billion represented an increase of \$136.0 million (+2.9%) from FY2018, not including the FY2019 supplemental.
- The FY2018 level of \$4.700 billion represented an increase of \$260.0 million (+5.9%) from FY2017.
- The FY2017 level of \$4.440 billion represented increase of \$77.0 million (+1.7%) from FY2016.
- The FY2016 level of \$4.363 billion represented an increase of \$63.0 million (+1.5%) from FY2015.
- The FY2015 level of \$4.300 billion represented an increase of \$41.7 million (+1.0%) from FY2014.
- The FY2014 level of \$4.259 billion represented an increase of \$198 million (+4.9%) from FY2013.
- The FY2013 level of \$4.061 billion represented a decrease of \$246 million (-5.6%), including the sequestration and rescission, from FY2012.
- The FY2012 level of \$4.307 billion represented a decrease of \$236.9 million (-5.2%) from FY2011.
- The FY2011 level of \$4.543 billion represented a decrease of \$125.1 million (-2.7%) from the \$4.669 billion provided for FY2010.

The smallest of the appropriations bills, the legislative branch bill comprises approximately 0.4% of total discretionary budget authority.

Contents

FY2021 Consideration: Overview of Actions.....	1
Status of FY2021 Appropriations: Dates and Documents	2
Submission of FY2021 Budget Request on February 10, 2020.....	2
Senate and House Hearings on the FY2021 Budget Requests	3
House Appropriations Committee Subcommittee on the Legislative Branch Markup of FY2021 Bill	3
Consideration of 302(b) levels	3
House Appropriations Committee Markup of FY2021 Bill	4
FY2021 Continuing Appropriations Resolutions Enacted.....	4
FY2021 Senate Appropriations Committee Majority Draft Bill	4
FY2021 Funding Enacted	5
Funding in Prior Years: Brief Overview and Trends	5
FY2021 Legislative Branch Funding Issues.....	11
Senate.....	11
Overall Funding	11
Senate Committee Funding.....	11
Senators' Official Personnel and Office Expense Account.....	11
House of Representatives.....	12
Overall Funding	12
House Committee Funding	12
Members' Representational Allowance	13
Support Agency Funding	14
U.S. Capitol Police (USCP)	14
Office of Congressional Workplace Rights	15
Congressional Budget Office (CBO)	15
Architect of the Capitol (AOC).....	15
Library of Congress (LOC).....	17
Government Publishing Office (GPO)	18
Government Accountability Office (GAO)	19
Open World Leadership Center.....	19
John C. Stennis Center for Public Service Training and Development.....	20
General Provisions.....	20
Introduction to Summary Tables and Appendix	21

Figures

Figure 1. Legislative Branch Funding FY2008-FY2020: Current and Constant Dollars	9
Figure 2. Timing of Legislative Branch Appropriations Consideration: FY1996-FY2021	10

Tables

Table 1. Status of Legislative Branch Appropriations, FY2021	2
Table 2. Dates of House and Senate Hearings on Legislative Branch Requests.....	3
Table 3. Legislative Branch Funding, FY2008-FY2020: Current and Constant Dollars.....	8

Table 4. General Provisions	20
Table 5. Legislative Branch Appropriations: Funding Levels by Agency or Entity	22
Table 6. Senate Appropriations	23
Table 7. House of Representatives Appropriations	24
Table 8. Capitol Police Appropriations	26
Table 9. Architect of the Capitol Appropriations	27
 Table A-1. Overview of Legislative Branch Appropriations: FY1998-FY2020	 28

Appendixes

Appendix. Fiscal Year Information and Resources	28
---	----

Contacts

Author Information	31
--------------------------	----

FY2021 Consideration: Overview of Actions

The first section of this report provides an overview of the consideration of FY2021 legislative branch appropriations, with subsections covering each action to date, including

- the initial submission of the request on February 10, 2020 (\$5.562 billion, +10.2%);
- hearings held by the House Appropriations Committee, Subcommittee on the Legislative Branch in February and early March and a hearing for two agencies held by the Senate Appropriations Committee, Subcommittee on the Legislative Branch in March, prior to the pause in hearings due to the Coronavirus Disease 2019 (COVID-19) pandemic;
- a markup of the FY2021 legislative branch appropriations bill by the House Appropriations Committee, Subcommittee on the Legislative Branch on July 7, 2020;
- consideration of subcommittee spending allocations (“302(b)” levels) on July 9, 2020;
- a markup of the FY2021 legislative branch appropriations bill by the House Appropriations Committee on July 10, 2020 (H.R. 7611, H.Rept. 116-447);
- the enactment of continuing appropriations resolutions (P.L. 116-159, through December 11, 2020; P.L. 116-215, through December 18, 2020; P.L. 116-225, through December 20, 2020; P.L. 116-226, through December 21, 2020; and P.L. 116-246, through December 28, 2020);
- the release of a FY2021 Senate Appropriations Committee majority draft on November 10, 2020; and
- the enactment of legislative branch funding for FY2021 on December 27, 2020, in Division I of the Consolidated Appropriations Act, 2021 (H.R. 133, P.L. 116-260).

It is followed by a section on prior-year actions and funding, which contains a historical table and figure.

The report then provides an overview of the FY2021 budget requests of individual legislative branch agencies and entities.

Table 5 through **Table 9** list enacted funding levels for FY2020 and the requested, House-reported, Senate Appropriations Committee majority draft bill, and enacted levels for FY2021, while the **Appendix** lists House, Senate, and conference bills and reports; public law numbers; and enactment dates since FY1998.

Status of FY2021 Appropriations: Dates and Documents

Table 1. Status of Legislative Branch Appropriations, FY2021

<u>Committee Markup</u>							<u>Conference Report Approval</u>		
House	Senate	House Report	House Passage	Senate Report	Senate Passage	Conference Report	House	Senate	Public Law
7/10/2020		7/14/2020 H.R. 7611; H.Rept. 116-447		11/10/2020 (majority draft)					12/27/2020; P.L. 116-260

Source: Congressional Research Service examination of congress.gov data.

Notes: In recent years, the House has held a subcommittee markup prior to the full committee markup. The subcommittee markup was held on July 7, 2020. A joint explanatory statement was inserted into the *Congressional Record* on December 21, 2020 (Book IV).

Submission of FY2021 Budget Request on February 10, 2020

The White House submitted its budget for FY2021, which includes the legislative branch budget request, on February 10, 2020. As explained by OMB,¹

The budget covers the agencies of all three branches of Government—Executive, Legislative, and Judicial—and provides information on Government-sponsored enterprises. In accordance with law or established practice, OMB includes information on agencies of the Legislative Branch, the Judicial Branch, and certain Executive Branch agencies as submitted by those agencies without change.

The independence of the submissions by the legislative branch agencies and entities is codified in Title 31, Section 1105, of the *U.S. Code*, which states the following:²

Estimated expenditures and proposed appropriations for the legislative branch and the judicial branch to be included in each budget ... shall be submitted to the President ... and included in the budget by the President without change.

Furthermore, Division C of the FY2012 Consolidated Appropriations Act (P.L. 112-74) added language to Title 31, Section 1107, relating to budget amendments, stating the following:

The President shall transmit promptly to Congress without change, proposed deficiency and supplemental appropriations submitted to the President by the legislative branch and the judicial branch.

The FY2021 budget contained a request for \$5.562 billion in new budget authority for legislative branch activities (+10.2%).³

¹ Office of Management and Budget, *OMB Circular No. A-11 (2019)*, Section 10, Overview of the Budget, p. 2, at <https://www.whitehouse.gov/wp-content/uploads/2018/06/a11.pdf>.

² An act “To revise, codify, and enact without substantive change certain general and permanent laws, related to money and finance, as title 31, United States Code, ‘Money and Finance,’” P.L. 97-258, September 13, 1982, 96 Stat. 910.

³ Office of Management and Budget, *Appendix, Budget of the United States Government, FY2020* (Washington: GPO, 2019), pp. 11-45, at <https://www.whitehouse.gov/wp-content/uploads/2019/03/leg-fy2020.pdf>, as revised and contained in the FY2021 explanatory statement, at <https://docs.house.gov/bills/thisweek/20201221/BILLS-116RCP68-JES-DIVISION-I.pdf>.



The House of Representatives and Senate Explained

Congressional Procedure

A Practical Guide to the Legislative Process in the U.S. Congress

Richard A. Arenberg

Foreword by Alan S. Frumin

 **TheCapitolNet**

Senate and House Hearings on the FY2021 Budget Requests

Table 2 lists the dates of hearings of the legislative branch subcommittees in February and March 2020. Prepared statements of witnesses were posted on the subcommittee websites.

Table 2. Dates of House and Senate Hearings on Legislative Branch Requests

	House of Representatives	Senate
Senate	—	—
House of Representatives	March 3, 2020	—
U.S. Capitol Police	February 11, 2020	—
Office of Congressional Workplace Rights	February 12, 2020	—
Congressional Budget Office	February 12, 2020	March 11, 2020
Architect of the Capitol	March 11, 2020	—
Library of Congress, including the Congressional Research Service (CRS)	February 27, 2020	—
Government Publishing Office	March 11, 2020	—
Government Accountability Office	February 27, 2020	March 11, 2020
Open World Leadership Center	February 11, 2020	—
Members/Public Witnesses	March 4, 2020 ^a	—

Sources: CRS examination of House and Senate Appropriations Committee websites.

- a. The House subcommittee announced that it would accept programmatic and language submissions from Members through March 20, 2020.

House Appropriations Committee Subcommittee on the Legislative Branch Markup of FY2021 Bill

On July 7, 2020, the House Appropriations Committee, Subcommittee on the Legislative Branch held a markup of the FY2021 bill. The subcommittee recommended \$4.197 billion, a \$206.9 million increase (+5.2%) from the comparable 2020 enacted level, not including Senate items, which are historically considered by the Senate and not included in the House bill.

No amendments were offered, and the bill was ordered reported to the full committee by voice vote.

Consideration of 302(b) levels

The House Appropriations Committee approved their initial 302(b) suballocations on July 9, 2020, by recorded vote (29-21).⁴ The plan would include \$5.300 billion for the legislative branch

⁴ The budget resolution provides an overall limit on spending allocated to the House and the Senate appropriations committees (referred to as a “302(a) allocation”). The appropriations committees subsequently divide the 302(a) allocation among each of their 12 subcommittees, effectively establishing limits on each of the annual appropriations bills (commonly referred to as “302(b) suballocations”). 302(a) and 302(b) refer to the sections of the Congressional Budget Act of 1974 (P.L. 93-344) addressing the allocation of spending. These subcommittee levels may be revised throughout the appropriations process to reflect changing priorities and other budgetary actions.

(\$4.198 billion excluding Senate items), or 0.4% of total discretionary budget authority (H.Rept. 116-443).

House Appropriations Committee Markup of FY2021 Bill

On July 10, 2020, the House Appropriations Committee held a markup of the FY2021 legislative branch appropriations bill.

A manager's amendment was offered by Subcommittee Chairman Tim Ryan of Ohio to add report language (1) directing the House Chief Administrative Officer (CAO) to report on intern diversity; (2) requesting the CAO and the Office of Diversity and Inclusion to prepare a report on options for paid internships for committee staff; (3) relating to preservation efforts at the Library of Congress; and (4) encouraging the digitization and public display of materials related to Harry Houdini and other magicians in the Library's Rare Books and Special Collections. The amendment was adopted by voice vote.

The bill was ordered reported by recorded vote (30-18) (H.R. 7611, H.Rept. 116-447).

FY2021 Continuing Appropriations Resolutions Enacted

Prior to the start of FY2021 on October 1, 2020, a continuing appropriations resolution (CR) providing funding for legislative branch activities through December 11, 2020, was enacted (P.L. 116-159, enacted October 1, 2020). This act provided one gratuity payment to the beneficiary of a deceased Member of the House (Section 157). It also changed the amount available for the House of Representatives—Salaries and Expenses account for FY2021 to \$1.384 billion, from the \$1.366 billion appropriated in FY2020 (Section 158). This account funds all activities of the House, but it does not fund salaries of Members of Congress.

A second CR, providing funding through December 18, 2020, was enacted on December 11 (P.L. 116-215).

A third CR, providing funding through December 20, 2020, was enacted on December 18 (P.L. 116-225).

A fourth CR, providing funding through December 21, 2020, was enacted on December 20 (P.L. 116-226). A fifth CR, providing funding through December 28, 2020, was enacted on December 22 (P.L. 116-246).

FY2021 Senate Appropriations Committee Majority Draft Bill

On November 10, 2020, the chair of the Senate Committee on Appropriations, Senator Richard Shelby, released drafts of all 12 annual appropriations bills along with draft accompanying explanatory statements.⁵ The release of the draft bills was intended to further negotiations on annual appropriations between the House and the Senate.⁶ Hereinafter, the draft of the legislative branch bill and explanatory statement are referred to as “the Senate Appropriations Committee majority draft bill” and “Senate Appropriations Committee majority draft explanatory statement.”

⁵ The 12 draft bills and explanatory statements are on the committee's website linked to the majority press release at <https://www.appropriations.senate.gov/news/committee-releases-fy21-bills-in-effort-to-advance-process-produce-bipartisan-results>.

⁶ Ibid. See also the statement from the Senate Appropriations Committee Vice Chair, Senator Patrick Leahy, at <https://www.appropriations.senate.gov/news/minority/senate-approps-vice-chair-leahy-statement-on-the-release-of-the-fy-2021-senate-appropriations-bills->.

FY2021 Funding Enacted

Funding for the legislative branch was provided by Division I of the Consolidated Appropriations Act, 2021 (H.R. 133, P.L. 116-260), which was enacted on December 27, 2020. The act provides \$5.304 billion in new budget authority for legislative branch activities, an increase of \$251.2 million (+5.1%) (not including emergency appropriations).

Joint explanatory text appears in the House Rules Committee Print 116-68,⁷ and in the *Congressional Record*.⁸

Funding in Prior Years: Brief Overview and Trends

Legislative Branch: Historic Percentage of Total Discretionary Budget Authority

The percentage of total discretionary budget authority provided to the legislative branch has remained relatively stable at approximately 0.4% since at least FY1976.⁹ The maximum level (0.48%) was in FY1995, and the minimum (0.31%) was in FY2009.

FY2020

FY2020 funding was provided in Division E of the Further Consolidated Appropriations Act (P.L. 116-94), which was enacted on December 20, 2019. The \$5.049 billion provided for the legislative branch represents an increase of \$202.8 million (+4.2%) from the FY2019 level. Additional language related to the legislative branch was included in Division P.

The Coronavirus Aid, Relief, and Economic Security Act (CARES Act, P.L. 116-136, enacted March 27, 2020) provided additional funding to allow legislative branch entities “to prevent, prepare for, and respond to coronavirus, domestically or internationally.” Funding included:

- Senate: \$1.0 million for the Sergeant at Arms and Doorkeeper of the Senate and \$9.0 million for “Miscellaneous Items.”
- House: \$25.0 million for the “House of Representatives, Salaries and Expenses” account. This account funds all activities of the House, but it does not fund salaries of Members of Congress.
- Office of the Attending Physician: \$400,000.

⁷ Available at <https://docs.house.gov/billsthisweek/20201221/BILLS-116RCP68-JES-DIVISION-I.pdf>.

⁸ *Congressional Record*, December 21, 2020, Book IV, pp. H8712-H8733; Funding Tables appear on pp. H.8722-H8733.

⁹ Calculations by CRS with data from Office of Management and Budget (OMB), “Table 5.4—Discretionary Budget Authority By Agency: 1976–2025,” in Historical Tables, *Budget of the United States Government*, FY2021, at <https://www.whitehouse.gov/omb/historical-tables/>. The calculations have some limitations, since the OMB data do not completely align with items funded in the annual and supplemental legislative branch appropriations acts. The differences may be partially traced to the definition of “legislative branch” in the OMB Public Budget Database user’s guide. Some entities regularly included with the legislative branch in many OMB budget documents, like the U.S. Tax Court and some Legislative Branch Boards and Commissions, are not funded through the annual legislative branch appropriations acts. Consequently, an examination of the discretionary budget authority listed in the *Historical Tables* reveals some differences with the reported total budget authority provided in the annual legislative branch appropriations acts. The difference in legislative branch budget authority resulting from the different definitions of the legislative branch in the OMB budget documents and in the appropriations acts, however, does not represent a significant difference in the proportion of total discretionary budget authority.

- Capitol Police: \$12.0 million for salaries. The Capitol Police were also provided authority to transfer funding to the “general expenses” account without the approval requirement provided in 2 U.S.C. 1907(a)).
- Architect of the Capitol: \$25.0 million, for preparing and responding to the COVID-19 emergency and to allow the Architect to “purchase and distribute cleaning and sanitation products throughout all facilities and grounds under the care of the Architect of the Capitol, wherever located, and any related services and operational costs.”
- Library of Congress: \$700,000 for the Little Scholars Child Development Center.
- Government Accountability Office: \$20.0 million to prepare and respond to the emergency, for audits and investigations, and for reimbursement of the Tiny Findings Child Development Center.

The CARES Act also contained a number of general provisions related to the legislative branch, including provisions governing the use of funds provided in the act; authorizing payments for certain goods and services; waiving certain mass mailing restrictions related to life safety; a technical correction related to the Library of Congress; a conforming amendment related to the Family and Medical Leave Act; a section related to oversight and audit authority; and a section related to National Emergency Relief Authority for the Register of Copyrights.

FY2019

FY2019 funding was provided in Division B of the Energy and Water, Legislative Branch, and Military Construction and Veterans Affairs Appropriations Act, 2019 (P.L. 115-244), which was enacted on September 21, 2018. The \$4.836 billion provided for the legislative branch represents an increase of \$136.0 million (+2.9%) from the FY2018 enacted level.

An additional \$10.0 million in FY2019 supplemental appropriations for GAO “for audits and investigations related to Hurricanes Florence, Lane, and Michael, Typhoons Yutu and Mangkhut, the calendar year 2018 wildfires, earthquakes, and volcano eruptions, and other disasters declared pursuant to the Robert T. Stafford Disaster Relief and Emergency Assistance Act” was included in two bills considered in the 116th Congress: H.R. 268, which passed the House on January 16, 2019, but cloture was not invoked in the Senate; and H.R. 2157, which passed the House on May 10 (Roll no. 202) and the Senate (with an amendment) on May 23, 2019 (Record Vote Number: 129). H.R. 2157 was enacted June 6, 2019 (P.L. 116-20).

FY2018

FY2018 funding was provided in Division I of the Consolidated Appropriations Act, 2018 (P.L. 115-141), which was enacted on March 23, 2018. The \$4.700 billion provided by the act represented an increase of \$260.0 million (+5.9%) from the FY2017 enacted level.

In addition, P.L. 115-123, enacted February 9, 2018, provided \$14.0 million to GAO “for audits and investigations relating to Hurricanes Harvey, Irma, and Maria and the 2017 wildfires.” (Title IX of Division B).

FY2017

FY2017 funding was provided in Division I of the Consolidated Appropriations Act, 2017 (P.L. 115-31), which was enacted on May 5, 2017. The \$4.440 billion provided by the act represented a \$77.0 million increase (+1.7%) from the FY2016 enacted level.

FY2016

FY2016 funding was provided in Division I of the Consolidated Appropriations Act, 2016 (P.L. 114-113), which was enacted on December 18, 2015. The \$4.363 billion provided by the act represented a \$63.0 million increase (+1.5%) from the FY2015 enacted level.

FY2015

FY2015 funding was provided in Division H of the Consolidated and Further Continuing Appropriations Act, 2015 (P.L. 113-235), which was enacted on December 16, 2014. The \$4.300 billion provided by the act represented an increase of \$41.7 million (+1.0%) from FY2014.

FY2014

Neither a legislative branch appropriations bill nor a continuing resolution (CR) containing FY2014 funding was enacted prior to the beginning of the fiscal year on October 1, 2013. A funding gap, which resulted in a partial government shutdown, ensued for 16 days. The funding gap was terminated by the enactment of a CR (P.L. 113-46) on October 17, 2013. The CR provided funding through January 15, 2014.¹⁰ Following enactment of a CR on January 15, 2014 (P.L. 113-73), a consolidated appropriations bill was enacted on January 17 (P.L. 113-76), providing \$4.259 billion for the legislative branch for FY2014.

FY2013

FY2013 funding of approximately \$4.061 billion was provided by P.L. 113-6, which was signed into law on March 26, 2013.¹¹ The act funded legislative branch accounts at the FY2012 enacted level, with some exceptions (also known as “anomalies”), not including across-the-board rescissions required by Section 3004 of P.L. 113-6. Section 3004 was intended to eliminate any amount by which the new budget authority provided in the act exceeded the FY2013 discretionary spending limits in Section 251(c)(2) of the Balanced Budget and Emergency Deficit Control Act, as amended by the Budget Control Act of 2011 (P.L. 112-25) and the American Taxpayer Relief Act of 2012 (P.L. 112-240). Subsequent to the enactment of P.L. 113-6, OMB calculated that additional rescissions of 0.032% of security budget authority and 0.2% of nonsecurity budget authority would be required. The act did not alter the sequestration reductions implemented on March 1, which reduced most legislative branch accounts by 5.0%.¹² The accompanying OMB report indicated a dollar amount of budget authority to be canceled in each account containing nonexempt funds.¹³

¹⁰ The legislative branch previously experienced a funding gap in FY1996 (November 14-18, 1995).

¹¹ FY2013 level from the CBO cost estimate for “Continuing Appropriations Resolution, 2014 (H.J.Res. 59), Including the Amendment Reported by the House Committee on Rules on September 18, 2013 (H.Res. 352)” at <http://www.cbo.gov/sites/default/files/cbofiles/attachments/hjres59amendment.pdf>, which lists a total for legislative branch budget authority of \$4.061 billion, noting that it “includes effects of the 2013 sequestration.” This bill contained a small anomaly for the legislative branch.

¹² White House, President Obama, *Sequestration Order for Fiscal Year 2013 Pursuant to Section 251A of the Balanced Budget and Emergency Deficit Control Act, As Amended*, March 1, 2013, at <https://www.federalregister.gov/documents/2013/03/06/2013-05397/sequestration-order-for-fiscal-year-2013-pursuant-to-section-251a-of-the-balanced-budget-and->

¹³ Executive Office of the President, Office of Management and Budget, *OMB Report to the Congress on the Joint Committee Sequestration for Fiscal Year 2013*, March 1, 2013, at <https://www.federalregister.gov/documents/2013/03/>

FY2012 and Prior

Division G of the FY2012 Consolidated Appropriations Act (P.L. 112-74) provided \$4.307 billion for the legislative branch. This level was \$236.9 million below (-5.2%) the FY2011 enacted level. P.L. 112-10 provided \$4.543 billion for legislative branch operations in FY2011. This level represented a \$125.1 million decrease (-2.7%) from the \$4.668 billion provided in the FY2010 Legislative Branch Appropriations Act (P.L. 111-68) and the FY2010 Supplemental Appropriations Act (P.L. 111-212). The FY2009 Omnibus Appropriations Act provided \$4.402 billion. In FY2009, an additional \$25.0 million was provided for GAO in the American Recovery and Reinvestment Act of 2009.¹⁴ P.L. 111-32, the FY2009 Supplemental Appropriations Act, also contained funding for a new Capitol Police radio system (\$71.6 million) and additional funding for the Congressional Budget Office (CBO) (\$2.0 million).¹⁵

As seen in **Table 3**, legislative branch funding decreased each year from FY2010 through FY2013. Funding did not exceed the FY2010 level until FY2018 in current dollars, and it remains below this level when adjusted for inflation.

Figure 1 shows the same information graphically, while also demonstrating the division of budget authority across the legislative branch in FY2019.

Table 3. Legislative Branch Funding, FY2008-FY2020: Current and Constant Dollars
(in billions of dollars)

Fiscal Year	2008	2009	2010	2011	2012	2013	2014	2015	2016	2017	2018	2019	2020
Current Dollars	3.970	4.501 ^a	4.669 ^b	4.543 ^c	4.307	4.061 ^d	4.259	4.300	4.363	4.440	4.700 ^e	4.846 ^f	5.049 ^g
Constant Dollars	4.762	5.396	5.499	5.236	4.860	4.511	4.659	4.680	4.716	4.718	4.887	4.954	5.049

Source: CRS analysis of legislative branch appropriations acts and related budget documents.

Notes: These figures exclude permanent budget authorities, including funding for Member pay, that are not included in the annual legislative branch appropriations bill. Constant 2020 dollars calculated using the “Total Non-Defense” deflator in *Table 10.1—Gross Domestic Product and Deflators Used in the Historical Tables: 1940–2025* in the President’s FY2021 budget request.

- This number contains appropriations provided by P.L. 110-161 (the FY2009 Omnibus Appropriations Act), \$25.0 million for the Government Accountability Office provided by P.L. 111-5 (the American Recovery and Reinvestment Act of 2009), and \$73.6 million provided by P.L. 111-32 (the Supplemental Appropriations Act, 2009) for the U.S. Capitol Police and the Congressional Budget Office.
- This number contains appropriations provided by P.L. 111-68 (the FY2010 Legislative Branch Appropriations Act), and \$12.96 million in supplemental appropriations provided for the U.S. Capitol Police in P.L. 111-212 (the Supplemental Appropriations Act, 2010).
- This number does not include scorekeeping adjustment.
- FY2013 level obtained from the CBO cost estimate for “Continuing Appropriations Resolution, 2014 (H.J.Res. 59), Including the Amendment Reported by the House Committee on Rules on September 18, 2013 (H.Res. 352) Discretionary spending (in millions of dollars),” which lists a total for legislative branch

06/2013-05397/sequestration-order-for-fiscal-year-2013-pursuant-to-section-251a-of-the-balanced-budget-and.

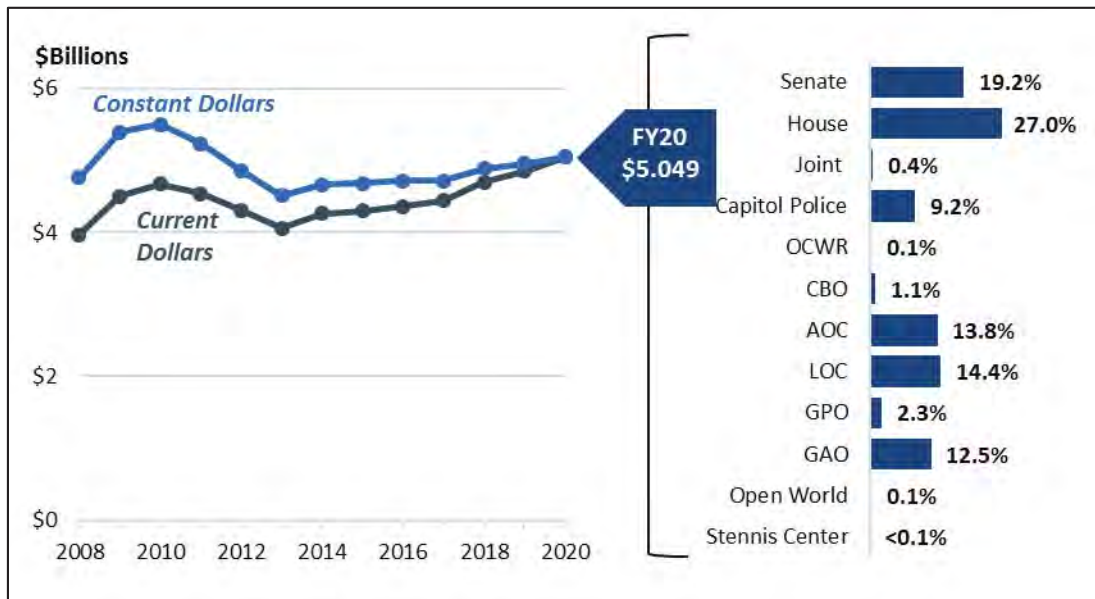
¹⁴ P.L. 111-5, February 17, 2009, 123 Stat. 191.

¹⁵ U.S. Congress, conference committee, *Making Supplemental Appropriations for the Fiscal Year Ending September 30, 2009, and for Other Purposes*, report to accompany H.R. 2346, 111th Cong., 1st sess., H.Rept. 111-151 (Washington: GPO, 2009), p. 117.

budget authority of \$4.061 billion, noting that it “includes effects of the 2013 sequestration.” This bill contained a small anomaly for the legislative branch.

- e. Does not include \$14.0 million provided to the Government Accountability Office “for audits and investigations relating to Hurricanes Harvey, Irma, and Maria and the 2017 wildfires” (P.L. 115-123, Title IX of Division B, enacted February 9, 2018).
- f. The total includes \$10.0 million in FY2019 supplemental appropriations for GAO for audits and investigations related to storms and disasters (P.L. 116-20, enacted June 6, 2019).
- g. The total does not include \$93.1 million in FY2020 supplemental appropriations, including \$10.0 million for the Senate, \$25.0 million for the House of Representatives, \$400,000 for the Office of the Attending Physician, \$12.0 million for the Capitol Police, \$25.0 million for the Architect of the Capitol, \$700,000 for the Library of Congress, and \$20.0 million for the Government Accountability Office (CARES Act, P.L. 116-136, enacted March 27, 2020).

Figure 1. Legislative Branch Funding FY2008-FY2020: Current and Constant Dollars
(and distribution in FY2020)



Source: CRS analysis of legislative branch appropriations acts and related budget documents.

Notes: These figures exclude permanent budget authorities and contain supplementals and rescissions. Total does not include permanent budget authorities, including funding for Member pay, that are not included in the annual legislative branch appropriations bill. Total also excludes offsetting collections and authority to spend receipts. Constant 2020 dollars calculated using the “Total Non-Defense” deflator in *Table 10.1—Gross Domestic Product and Deflators Used in the Historical Tables: 1940–2025* in the President’s FY2021 budget request.

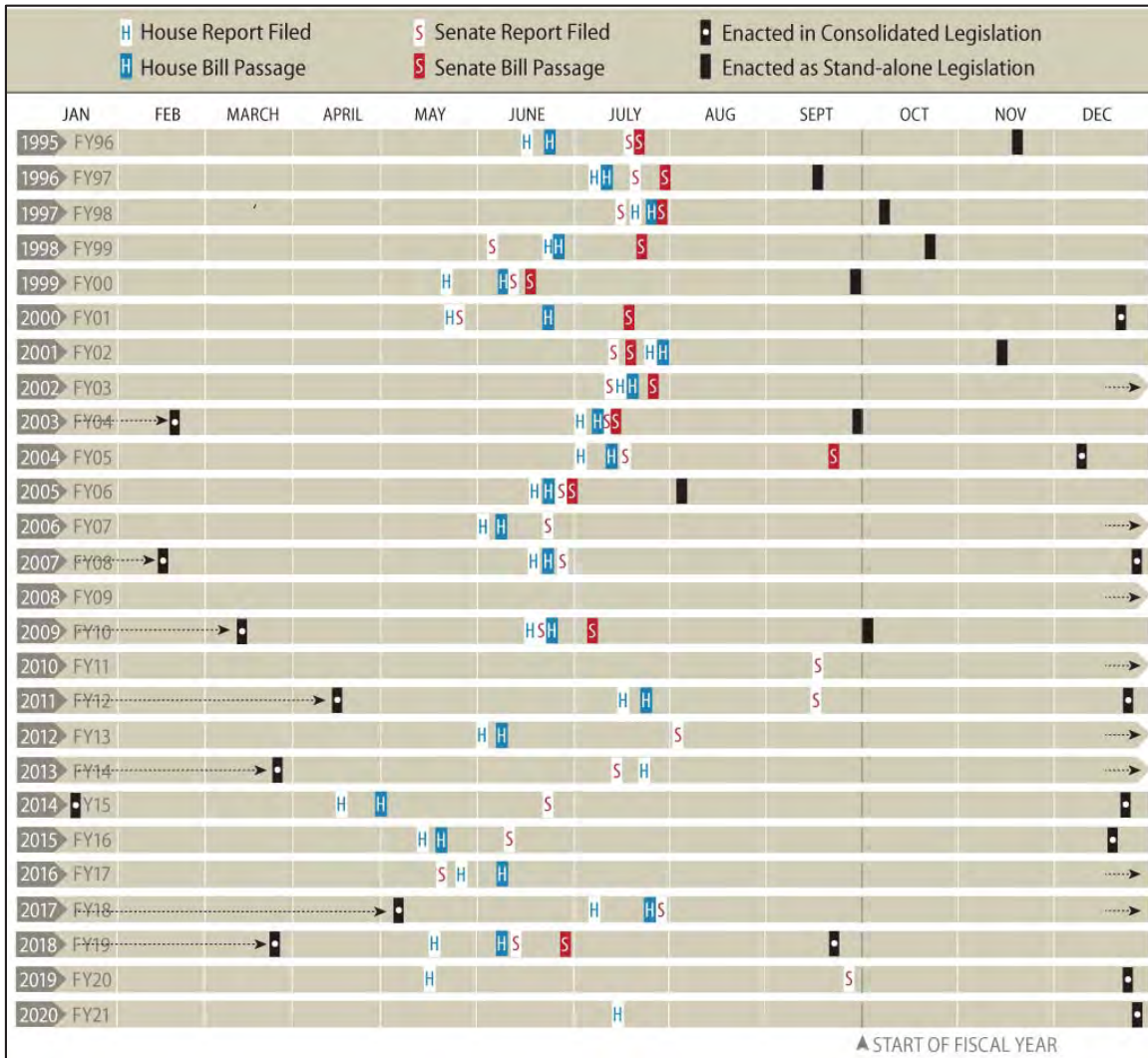
Figure 2 shows the timing of legislative branch appropriations actions, including the issuance of House and Senate reports, bill passage, and enactment, from FY1996 through FY2021. It shows that fiscal year funding for the legislative branch has been determined

- on or before October 1 six times during this period (FY1997, FY2000, FY2004, FY2006, FY2010, and FY2019);
- twice during the first month of the fiscal year (FY1998 and FY1999);
- twice in November (FY1996 and FY2002);

- eight times in December (FY2001, FY2005, FY2008, FY2012, FY2015, FY2016, FY2020, and FY2021); and
- eight times in the next calendar year (FY2003, FY2007, FY2009, FY2011, FY2013, FY2014, FY2017, and FY2018). FY2017 funding, enacted on May 5, 2017, represented the latest date of enactment during this period.

Figure 2. Timing of Legislative Branch Appropriations Consideration: FY1996-FY2021

(fiscal year consideration during the calendar year)



Source: CRS analysis of data found on <http://www.congress.gov>.

Notes: Each row represents consideration during the calendar year of the subsequent fiscal year spending bill (i.e., the calendar year 1995 row shows the timeline of consideration and passage of the FY1996 act). Arrows in the December column indicate consideration continued until the next calendar year. The figure shows when the committee report was filed, which may be later than the date the bill was ordered reported. When House and Senate action occurs on the same date, the House is shown first. The FY2010 Legislative Branch Appropriations Act (P.L. 111-68) is listed in this figure as stand-alone legislation (Division A), although it was also the vehicle for a continuing appropriations resolution (Division B).

FY2021 Legislative Branch Funding Issues

The following sections discuss the various legislative branch accounts.

During consideration of the legislative branch bills, the House and Senate conform to a “longstanding practice under which each body of Congress determines its own housekeeping requirements and the other concurs without intervention.”¹⁶

Senate

Overall Funding

The Senate requested \$1.027 billion,¹⁷ an increase of \$57.99 million (+6.0%) from the \$969.4 million provided in FY2020 (not including \$10.0 million provided in P.L. 116-136). The Senate Appropriations Committee majority draft bill recommended \$994.4 million, an increase of \$25.0 million (+2.6%). The FY2021 act provides \$998.6 million, an increase of \$29.2 million (+3.0%).

Additional information on the Senate account is presented in **Table 6**.

Senate Committee Funding

Appropriations for Senate committees are contained in two accounts.

1. The *inquiries and investigations account* contains funds for all Senate committees except Appropriations. The FY2021 request, Senate Appropriations Committee majority draft bill, and FY2021 act continue the FY2019 and FY2020 enacted level of \$133.3 million.
2. The *Committee on Appropriations account* contains funds for the Senate Appropriations Committee. The Senate Appropriations Committee majority draft bill recommended, and the FY2021 act provides, \$16.1 million, an increase of \$350,000 (+2.2%).

Senators’ Official Personnel and Office Expense Account¹⁸

The Senators’ Official Personnel and Office Expense Account provides each Senator with funds to administer an office. It consists of an administrative and clerical assistance allowance, a legislative assistance allowance, and an official office expense allowance. The funds may be used for any category of expenses, subject to limitations on official mail.

The Senate requested \$488.9 million,¹⁹ an increase of \$39.9 million (+8.9%) from the \$449.0 million provided in FY2020. The Senate Appropriations Committee majority draft bill and the

¹⁶ For example, U.S. Congress, Senate Committee on Appropriations, Subcommittee on Legislative Branch, *Legislative Branch, 2019*, report to accompany S. 3071, 115th Cong., 2nd sess., June 14, 2018, S.Rept. 115-274 (Washington: GPO, 2018), p. 4.

¹⁷ Some numbers in the Senate request differ in the FY2021 budget appendix (<https://www.whitehouse.gov/omb/appendix/>) and subsequent documents, including the Senate Appropriations Committee majority draft bill and draft report and the joint explanatory statement. This report utilizes the numbers in the later documents.

¹⁸ For additional information, see CRS Report R44399, *Senators’ Official Personnel and Office Expense Account (SOPOEA): History and Usage*, by Ida A. Brudnick.

¹⁹ The FY2021 budget appendix listed a request of \$481.286 million (<https://www.whitehouse.gov/omb/appendix/>), while subsequent documents included the \$488.936 million figure.

FY2021 act contain \$461.0 million, an increase of \$12.0 million (+2.7%). Of this amount, \$6.0 million would be provided for compensating Senate interns, an increase of \$1.0 million.

Administrative Provisions

The Senate Appropriations Committee majority draft bill included three administrative provisions:

1. One provision, which was first included in FY2016, would require amounts remaining in the Senators' Official Personnel and Expense Account (SOPOEA) to be used for deficit reduction or to reduce the federal debt. This provision was included in the FY2021 act.
2. One provision would continue the freeze on Member salaries at the 2009 level. Member salaries are funded in a permanent appropriations account, and the legislative branch bill does not contain language funding or increasing Member pay. A provision prohibiting the automatic Member pay adjustments could be included in any bill, or be introduced as a separate bill. This provision was included in Section 7 of the FY2021 act.
3. One provision would rescind unobligated balances in the “Senate—Contingent Expenses of the Senate—Settlements and Awards Reserve” fund. This provision was included in the FY2021 act.

The FY2021 act also included

1. A provision extending the Senate National Security Working Group through December 31, 2022.
2. A provision related to the expenses of the Senate Democratic Leadership offices.
3. A provision increasing the lifetime limit on student loan repayments for Senate employees from \$40,000 to \$80,000. The provision also revised monthly limits and authorizations for each employing office.

House of Representatives

Overall Funding

The House requested \$1.531 billion for FY2021, an increase of 12.1% over the \$1.366 billion provided for FY2020 (not including \$25.0 million provided in P.L. 116-136). The FY2021 House Appropriations Committee bill recommended, and the FY2021 act provides, \$1.477 billion, an increase of 8.1%.²⁰

Additional information on headings in the House of Representatives account is presented in **Table 7**.

House Committee Funding

Funding for House committees is contained in the appropriation heading “committee employees,” which typically comprises two subheadings.

The first subheading contains funds for personnel and nonpersonnel expenses of House committees, except the Appropriations Committee, as authorized by the House in a committee

²⁰ This total includes a rescission of \$5.0 million in FY2020 and \$3.2 million in the House-reported bill.

Pocket Constitution



The Declaration of Independence
The Constitution of the United States
The Bill of Rights
Amendments XI–XXVII
Gettysburg Address



TheCapitolNet

TCNFPC.com

expense resolution. The House request, the House-reported bill, and the FY2021 act contain \$138.1 million, an increase of \$2.7 million (+2.0%) from the FY2020 enacted level of \$135.4 million.

The second subheading contains funds for the personnel and nonpersonnel expenses of the Committee on Appropriations. The House request, the House-reported bill, and the FY2021 act contain \$24.7 million, an increase of \$456,000 (+1.9%) from the FY2020 enacted level of \$24.3 million.

Members' Representational Allowance²¹

The Members' Representational Allowance (MRA) is available to support Members in their official and representational duties.

The House-requested level of \$672.0 million represents an increase of \$57.0 million (+9.3%) from the \$615.0 million provided in FY2020. The House-reported bill recommended, and the FY2021 act provides, \$640.0 million (+4.1%).

A separate account provides \$11.0 million for interns in House Member offices and \$365,000 for interns in House leadership offices.

Administrative Provisions

The House requested several administrative provisions related to

- unexpended balances from the MRA;
- limiting amounts available from the MRA for leased vehicles; and
- providing for cybersecurity assistance from other federal entities.

The House-reported bill contained these administrative provisions, as well as provisions related to

- the rescission of funds related to unexpended balances in three revolving funds, including the House Page Revolving Fund, the Stationery Revolving Fund, and the Net Expenses of Telecommunications Revolving Fund;
- increasing the lifetime limit on student loan repayments for House employees to \$80,000;²² and
- establishing a "House of Representatives Modernization Initiatives Account" in the Treasury, with funds available without fiscal year limitation, to "modernize the operations of the House, including initiatives to promote administrative efficiencies and expand the use of innovative technologies in offices of the House."

The FY2021 act contained these provisions, as well as:

²¹ For additional information, see CRS Report R40962, *Members' Representational Allowance: History and Usage*.

²² Neither Members of Congress nor their families are exempt from the repayment of student loans. Although both the House and Senate have established student loan repayment programs for employee recruitment and retention purposes, these programs are subject to a number of regulations—including service agreements and annual and lifetime benefit maximums—and Members of Congress are not eligible to participate. The House employee program was authorized by P.L. 108-7 (Feb. 20, 2003; 117 Stat. 354; 2 U.S.C. §4536). The Senate employee program was authorized by P.L. 107-68 (Nov. 12, 2001; 115 Stat. 563; 2 U.S.C. §4579).

1. A provision related to congressional mailing standards, including renaming the House Commission on Congressional Mailing Standards the House Communications Standards Commission.
2. A provision authorizing the use of members' representational allowance for expenses of Members-elect.

Support Agency Funding

U.S. Capitol Police (USCP)

The USCP is responsible for the security of the Capitol Complex, including, for example, the U.S. Capitol, the House and Senate office buildings, the U.S. Botanic Garden, and the Library of Congress buildings and adjacent grounds.

The FY2020 enacted level was \$464.3 million (not including \$12.0 million provided in P.L. 116-136). In comparison, levels considered for FY2021 include the following:

- Requested: \$520.3 million (+12.1%)
- House-reported: \$464.3 million (0.0%)
- Senate Appropriations Committee majority draft: \$520.5 million (+12.1%)
- Enacted: \$515.5 million (+11.0%)

Additional information on the USCP is presented in **Table 8**.

Appropriations for the police are contained in two accounts—a *salaries account* and a *general expenses account*.

1. Salaries—the FY2020 act provided \$379.1 million for salaries. The USCP requested \$417.2 million (+10.1%), the House-reported bill recommended \$395.7 million (+4.4%), the Senate Appropriations Committee majority draft bill recommended \$429.4 million (+13.3%), and the FY2021 act provides \$424.4 million (+12.0%).
2. General expenses—the FY2020 act provided \$85.3 million for general expenses. The USCP requested \$103.1 million (+20.9%), the House-reported bill recommended \$68.6 million (-19.5%), the Senate Appropriations Committee majority draft bill recommended \$91.1 million (+6.9%), and the FY2021 act provides \$91.1 million (+6.9%).

Another appropriation relating to the USCP appears within the Architect of the Capitol account for Capitol Police buildings and grounds. The FY2020 level was \$55.2 million. The USCP requested \$70.8 million (+28.8%). The Senate Appropriations Committee majority draft bill recommended \$45.5 million (-17.6%). The House-reported bill recommended, and the FY2021 act provides, \$45.99 million (-16.7%).

Administrative Provision

The House-reported bill included an administrative provision that would increase the lifetime limit on student loan repayments for Capitol Police employees from \$60,000 to \$80,000. The Senate Appropriations Committee majority draft bill did not include this provision. The FY2021 act included this provision.

Office of Congressional Workplace Rights

Formerly known as the Office of Compliance, the Office of Congressional Workplace Rights (OCWR) was renamed by the Congressional Accountability Act of 1995 Reform Act (P.L. 115-397). It is an independent and nonpartisan agency within the legislative branch, and it was originally established to administer and enforce the Congressional Accountability Act of 1995.²³ The act applies various employment and workplace safety laws to Congress and certain legislative branch entities.²⁴

The FY2020 enacted level was \$6.3 million. The office requested, the House-reported bill recommended, and the FY2021 act provides, \$7.5 million (+18.4%). The Senate Appropriations Committee majority draft bill would have provided \$7.1 million (+11.6%).

Congressional Budget Office (CBO)

CBO is a nonpartisan congressional agency created to provide objective economic and budgetary analysis to Congress. CBO cost estimates are required for any measure reported by a regular or conference committee that may affect revenues or expenditures.²⁵

The FY2020 level was \$54.9 million. In comparison, levels considered for FY2021 include the following:

- Requested: \$57.3 million (+4.3%)
- House-reported: \$57.3 million (+4.3%)
- Senate Appropriations Committee majority draft: \$56.0 million (+1.9%)
- Enacted: \$57.3 million (+4.3%)

Architect of the Capitol (AOC)

The Architect of the Capitol (AOC) is responsible for the maintenance, operation, development, and preservation of the U.S. Capitol Complex, which includes the Capitol and its grounds, House and Senate office buildings, Library of Congress buildings and grounds, Capitol Power Plant, Botanic Garden, Capitol Visitor Center, and USCP buildings and grounds. The AOC is responsible for the Supreme Court buildings and grounds, but appropriations for their expenses are not contained in the legislative branch appropriations bill.

²³ P.L. 104-1, 109 Stat. 3, January 23, 1995. The act, as amended, applies 12 civil rights, labor, and workplace safety laws to Congress and certain legislative branch agencies. These laws are the Age Discrimination in Employment Act, Americans with Disabilities Act, Title VII of the Civil Rights Act of 1964, Employee Polygraph Protection Act, Fair Labor Standards Act, Family and Medical Leave Act, Federal Services Labor-Management Relations Act, Occupational Safety and Health Act of 1970, Rehabilitation Act of 1970, Veterans' employment and reemployment rights at Chapter 43 of Title 38 of the *U.S. Code*, Worker Adjustment and Retraining Act, and Veterans Employment Opportunities Act.

²⁴ Among the office's activities are administration of a dispute resolution process, investigation and enforcement of occupational safety and health and disability provisions of the act, investigation of labor relations and enforcement of applicable provisions, and development of educational programs regarding the act's provisions.

²⁵ CBO is required to use estimates provided by the Joint Committee on Taxation for all revenue legislation (Balanced Budget and Emergency Deficit Control Act of 1985, P.L. 99-177, §273, 99 Stat. 1098, December 12, 1985; 2 U.S.C. §§621 et seq.).

The FY2020 level was \$687.9 million (not including \$25.0 million provided in P.L. 116-136, and not including offsetting collections²⁶). In comparison, levels considered for FY2021 include the following:

- Requested: \$789.1 million (+14.7%)
- House-reported: \$631.3 million (+5.3%, not including Senate office buildings)
- Senate Appropriations Committee majority draft: \$531.1 million (-2.1%)
- Enacted: \$675.1 million (-3.0%)

Operations of the AOC are funded in the following 10 accounts: capital construction and operations, Capitol building, Capitol grounds, Senate office buildings, House office buildings, Capitol Power Plant, Library buildings and grounds, Capitol Police buildings and grounds, Capitol Visitor Center, and Botanic Garden. Additional funding information on the individual AOC accounts is presented in **Table 9**.

Administrative Provision

The AOC requested three administrative provisions:

- an administrative provision that prohibits the use of funds for bonuses for contractors behind schedule or over budget. This provision has been included in the annual appropriations acts since FY2015;
- an administrative provision establishing a new construction reimbursement fund. The fund would “be available without fiscal year limitation, for expenses of common construction and maintenance activities;” and
- an administrative provision relating to compensation of the Architect of the Capitol, which would link the Architect’s salary to Level II of the Executive Schedule (\$197,300 in 2020). The Architect’s salary was previously changed by P.L. 116-94, which linked the salary to the highest rate in effect for an employee paid by the Secretary of the Senate (\$173,900 in 2020).

The first provision was included in the House-reported bill, the Senate Appropriations Committee majority draft bill, and the FY2021 act as an administrative provision.

The second requested provision was not included, although the explanatory statement contained language encouraging the AOC to further develop and brief the authorizing and appropriating committees regarding the construction reimbursement fund and submit this proposal in its FY2022 budget request.

The third provision was included in the House-reported bill in a general provision that also addressed compensation of certain other legislative branch agencies’ heads. Neither the Senate Appropriations Committee majority draft bill nor the FY2021 act included the compensation provision.

Title VII of Division M, Deputy Architect of the Capitol Amendments

This title of P.L. 116-260 amended language in 2 U.S.C. §1803 related to the delegation of authority by the Architect to officers and employees of the office, while also changing language

²⁶ According to H.Rept. 116-447, “House Office Buildings” offsetting collections include \$8.0 million in the FY2020 act and \$9.0 million in the FY2021 request and the FY2021 House-reported bill. “Capitol Power Plant” offsetting collections include \$10.0 million in the FY2020 act, the FY2021 request and the FY2021 House-reported bill.

in 2 U.S.C. §1805 related to the Deputy Architect (formerly known as the Deputy/Chief Operating Officer).

Library of Congress (LOC)

The LOC serves simultaneously as Congress's parliamentary library and the de facto national library of the United States. Its broader services to the nation include the acquisition, maintenance, and preservation of a collection of more than 170 million items in various formats;²⁷ hosting nearly 1.9 million visitors annually;²⁸ service to the general public and scholarly and library communities; administration of U.S. copyright laws by its Copyright Office; and administration of a national program to provide reading material to the blind and physically handicapped. Its direct services to Congress include the provision of legal research and law-related services by the Law Library of Congress, and a broad range of activities by CRS, including in-depth and nonpartisan public policy research, analysis, and legislative assistance for Members and committees and their staff; congressional staff training; information and statistics retrieval; and continuing legal education for Members of both chambers and congressional staff.

The FY2020 level was \$725.4 million (not including \$700,000 provided in P.L. 116-136). In comparison, levels considered for FY2021 include the following:

- Requested: \$778.8 million (+7.4%)
- House-reported: \$752.8 million (+3.8%)
- Senate Appropriations Committee majority draft: \$742.5 million (+2.4%)
- Enacted: \$757.3 million (+4.4%)

These figures do not include additional authority to spend receipts.²⁹

The LOC headings include the following:³⁰

1. **Salaries and expenses**—The FY2020 level was \$504.2 million. The LOC requested \$538.6 million (+6.8%). The Senate Appropriations Committee majority draft bill recommended \$513.8 million, an increase of \$9.7 million (+1.9%). The House-reported bill recommended, and the FY2021 act provides, \$523.7 million, an increase of \$19.5 million (+3.9%). These figures do not include authority to spend receipts (\$6.0 million in the FY2020 act, the FY2021 request, the House-reported bill, and the Senate Appropriations Committee majority draft bill). The FY2021 act did not provide authority to spend receipts.
2. **Copyright Office**—The FY2020 level was \$42.1 million. The LOC requested \$50.1 million (+18.9%). The House-reported bill would have provided \$46.6 million, an increase of \$4.5 million (+10.7%). The Senate Appropriations Committee majority draft bill recommended, and the FY2021 act provides, \$48.6 million, an increase of \$6.5 million (+15.4%). These figures do not include authority to spend receipts and prior-year unobligated balances (\$49.7 million in FY2020; \$44.8 million in the FY2021 request, the House-reported bill, the Senate Appropriations Committee majority draft bill, and the FY2021 act).

²⁷ Figure obtained from the *Annual Report of the Librarian of Congress for Fiscal Year 2019*, Library of Congress, Washington, DC, 2020, p. 19, at <https://www.loc.gov/about/reports-and-budgets/annual-reports/>.

²⁸ *Annual Report of the Librarian of Congress for Fiscal Year 2019*, p. 23.

²⁹ An example of receipts is fees paid to the LOC for copyright registration.

³⁰ For information on a change in the technology funding practice that affected the four LOC appropriations headings in FY2020, see the explanation in H.Rept. 116-64 and S.Rept. 116-124.

3. *Congressional Research Service*—The FY2020 act provided \$120.5 million. The FY2021 request was for \$129.5 million (+7.5%). The House-reported bill would have provided \$123.0 million, an increase of \$2.5 million (+2.1%). The Senate Appropriations Committee majority draft bill recommended a continuation of the FY2020 funding level. The FY2021 act provides \$125.5 million, an increase of \$5.0 million (+4.1%).
4. *Books for the blind and physically handicapped*—The FY2020 level was \$58.6 million. The LOC requested \$60.6 million (+3.5%). The House-reported bill would have provided \$59.4 million, an increase of \$876,000 (+1.5%). The Senate Appropriations Committee majority draft bill recommended, and the FY2021 act provides, \$59.6 million (+1.7%).

The AOC's budget also contains funds for LOC buildings and grounds. In FY2020, \$55.7 million was provided. The FY2021 request contains \$111.2 million (+99.5%). The Senate Appropriations Committee majority draft bill would have provided \$76.5 million (+37.2%). The House-reported bill recommended, and the FY2021 act provides, \$83.4 million (+49.7%).

Administrative Provision

The legislative branch appropriations bills regularly provide authority to obligate funds for reimbursable and revolving fund activities (\$231.98 million in the FY2020 act; \$252.6 million in the FY2021 request, the House-reported bill, the Senate Appropriations Committee majority draft bill, and the FY2021 act).

Government Publishing Office (GPO)³¹

The FY2020 enacted level of \$117.0 million was continued in the FY2021 request. This level is approximately equivalent to the level provided since FY2017.

GPO's budget authority is contained in three accounts, with the allocation in FY2021 varying slightly from the FY2020 enacted level:³²

1. *Congressional publishing*—The FY2021 requested level of \$78.0 million, included in the House-reported bill, the Senate Appropriations Committee majority draft bill, and the FY2021 act, is slightly less (-1.3%) than the FY2020 enacted level of \$79.0 million.
2. *Public information programs of the Superintendent of Documents (salaries and expenses)*—The FY2021 requested level of \$32.3 million, included in the House-reported bill, the Senate Appropriations Committee majority draft bill, and the FY2021 act, is slightly more (+3.2%) than the FY2020 enacted level of \$31.3 million.
3. *GPO Business Operations Revolving Fund*³³—The FY2021 request of \$6.7 million, included in the House-reported bill, the Senate Appropriations

³¹ Formerly known as the Government Printing Office. For additional information on GPO, see CRS Report R45014, *Government Printing, Publications, and Digital Information Management: Issues and Challenges*.

³² The FY2015 act renamed these accounts: (1) the former congressional printing and binding account was renamed congressional publishing, (2) the former Office of Superintendent of Documents (salaries and expenses) account was renamed Public Information Programs of the Superintendent of Documents (salaries and expenses), and (3) the revolving fund was renamed the Government Publishing Office Business Operations Revolving Fund.

³³ The revolving fund supports GPO's operation and maintenance.

Committee majority draft bill, and the FY2021 act, is approximately equivalent to the FY2020 enacted level (-0.1%).

Government Accountability Office (GAO)

GAO responds to requests for studies of federal government programs and expenditures. GAO may also initiate its own work.³⁴

The FY2020 enacted level was \$630.0 million (not including \$20.0 million provided in P.L. 116-136). In comparison, levels considered for FY2021 include the following:

- Requested: \$706.1 million (+12.1%)
- House-reported: \$664.3 million (+5.5%)
- Senate Appropriations Committee majority draft: \$650.0 million (+3.2%)
- Enacted: \$661.1 million (+4.9%). This total does not include an additional \$10.0 million in supplemental appropriations, to remain available until expended, for audits and investigations related to the coronavirus response (Section 213 of Division I).

These levels do not include offsetting collections (\$24.8 million in the FY2020 act; \$31.3 million in the FY2021 request, the House-reported bill, the Senate Appropriations Committee majority draft bill, and the FY2021 act).³⁵

Open World Leadership Center

Open World requested \$5.9 million for FY2021, equivalent to the FY2020 level. The Senate Appropriations Committee majority draft bill would have continued the FY2020 funding level. The FY2021 act provided the \$6.0 million recommended in the House-reported bill, an increase of \$100,000 (+1.7%).

The Open World Leadership Center administers a program that supports democratic changes in other countries by inviting their leaders to observe democracy and free enterprise in the United States. Congress first authorized the program in 1999 to support the relationship between Russia and the United States. The program encouraged young federal and local Russian leaders to visit the United States and observe its government and society.

Established at the LOC as the Center for Russian Leadership Development in 2000, the center was renamed the Open World Leadership Center in 2003, when the program was expanded to include specified additional countries.³⁶ In 2004, Congress further extended the program's eligibility to other countries designated by the center's board of trustees, subject to congressional consideration.³⁷ The center is housed in the LOC and receives services from the LOC through an interagency agreement.

³⁴ GAO's guidelines for initiating studies are contained in U.S. Government Accountability Office, *GAO's Congressional Protocols*, GAO-04-310G (Washington: GAO, 2004), at <http://www.gao.gov/special.pubs/d04310g.pdf>.

³⁵ Offsetting collections include funds derived from reimbursable audits and rental of space in the GAO building.

³⁶ P.L. 106-554, 114 Stat. 2763, 2763A-120, December 21, 2000; P.L. 108-7, 117 Stat. 382, February 20, 2003. According to the 2003 act, the additional countries include "any country specified in §3 of the FREEDOM Support Act (22 U.S.C. 5801)," and "Estonia, Latvia, and Lithuania." The countries specified in 22 U.S.C. 5801 are Armenia, Azerbaijan, Belarus, Georgia, Kazakhstan, Kyrgyzstan, Moldova, Russia, Tajikistan, Turkmenistan, Ukraine, and Uzbekistan.

³⁷ P.L. 108-447, 118 Stat. 3192, December 8, 2004.

A provision, first included in FY2016, was continued in FY2021, stating the following:

That funds made available to support Russian participants shall only be used for those engaging in free market development, humanitarian activities, and civic engagement, and shall not be used for officials of the central government of Russia.

The location and future of Open World, attempts to assess its effectiveness, and its inclusion in the legislative branch budget have been discussed at appropriations hearings and in report language for more than a decade. The funding level for Open World has also varied greatly during this period. For additional discussion, see the “Prior Year Discussion of Location and Funding of Open World” section in CRS Report R44899, *Legislative Branch: FY2018 Appropriations*, by Ida A. Brudnick.

John C. Stennis Center for Public Service Training and Development

The center was created by Congress in 1988 to encourage public service by congressional staff through training and development programs.³⁸ The \$430,000 included in the FY2021 request, the House-reported bill, the Senate Appropriations Committee majority draft bill, and the FY2021 act is approximately the same level provided annually since FY2006.

General Provisions

As in past years, Congress considered a number of general provisions related to the legislative branch. These provisions and their status are listed in **Table 4**.

Table 4. General Provisions
(and stage of inclusion or status)

Provision to	Enacted in FY2020	Included in FY2021 Request	Included in House- Reported Bill	Included in Senate Appropriations Committee Majority Draft Bill	Enacted in FY2021
prohibit appropriated funds for the maintenance and care of private vehicles	Yes	Yes	Yes	Yes	Yes
limit funds to the fiscal year unless otherwise expressly provided	Yes	Yes	Yes	Yes	Yes
make any changes in rates of compensation and designation permanent	Yes	Yes	Yes	Yes	Yes
make consulting services contracts a matter of public record	Yes	Yes	Yes	Yes	Yes
authorize the costs of Legislative Branch Financial Managers Council	Yes	Yes	Yes	Yes	Yes
limit transfers to those authorized by law	Yes	Yes	Yes	Yes	Yes
prohibit restrictions on guided staff tours of the Capitol with limited exceptions	Yes	Yes	Yes	Yes	Yes

³⁸ 2 U.S.C. 1105. See also <http://www.stennis.gov/>.

Provision to	Enacted in FY2020	Included in FY2021 Request	Included in House- Reported Bill	Included in Senate Appropriations Committee Majority Draft Bill	Enacted in FY2021
prohibit a cost of living adjustment for Members of Congress ^a	Yes ^a (Section 7 of P.L. 116-94)	No ^a	Yes ^a	Yes ^a	Yes ^a (Section 7 of P.L. 116-260)
reduce plastic waste	Yes	Yes	Yes	Yes	Yes
restrict procurement of telecommunications equipment that may present a cybersecurity risk	Yes	Yes	Yes	Yes	Yes
require computer networks to block the viewing, downloading, and exchanging of pornography	Yes	Yes	Yes	Yes	Yes
authorize hiring of individuals covered by the Deferred Action for Childhood Arrivals program	No	No	Yes	No	No
adjust annual rate of pay for heads of certain legislative branch offices (including CBO, OCWR, AOC, and USCP)	No	No ^b	Yes	No	No
remove specified U.S. Capitol Statuary ^c	No	No	Yes	No	No
Joint Congressional Committee on Inaugural Ceremonies of 2021 (\$2.0 million)	No	No	No	No	Yes
Capitol Complex Health and Safety (\$5.0 million)	No	No	No	No	Yes
Government Accountability Office Supplemental Oversight (\$10.0 million)	No	No	No	No	Yes

Sources: P.L. 116-94, the *Budget for Fiscal Year 2021*, H.Rept. 116-447, and CRS analysis.

- a. The legislative branch bill does not contain language funding or increasing Member pay, and a provision prohibiting the automatic Member pay adjustments could be included in any bill, or be introduced as a separate bill. For additional information, see CRS Report 97-1011, *Salaries of Members of Congress: Recent Actions and Historical Tables*, by Ida A. Brudnick. Pay for Members of Congress was last adjusted in January 2009. The provision in the Senate draft was included as an administrative provision.
- b. An administrative provision related to the pay for the Architect of the Capitol was included in the FY2021 request.
- c. This provision would remove all Confederate statues and Confederate busts; the bust of Roger Brooke Taney; the statue of Charles Brantley Aycock; the statue of John Caldwell Calhoun; and the statue of James Paul Clarke from any area of the United States Capitol which is accessible to the public. See also H.R. 7573, H.R. 7217, and S. 3957.

Introduction to Summary Tables and Appendix

Table 5 through **Table 9** provide information on funding levels for the legislative branch overall, the Senate, the House of Representatives, the USCP, and the AOC.

The tables are followed by an **Appendix**, which lists House, Senate, and conference bills and reports; public law numbers; and enactment dates since FY1998.



GOVERNMENT SERIES

The Federal Budget Process

A Description of the Federal and Congressional Budget Processes, Including Timelines



TheCapitolNet

Table 5. Legislative Branch Appropriations: Funding Levels by Agency or Entity
(in thousands of dollars)

Entity	FY2020 Enacted	FY2021 Requested	FY2021 House- Reported	FY2021 Senate Appropriations Committee Majority Draft Bill	FY2021 Enacted
Senate	\$969,396	\$1,027,383	— ^a	\$994,400	998,560
House of Representatives	1,365,725	1,530,805	1,476,607	— ^a	1,476,607
Joint Items	22,643	21,524	21,513	21,150	21,513
Capitol Police	464,341	520,341	464,341	520,541	515,541
Office of Congressional Workplace Rights	6,333	7,500	7,500	7,065	7,500
Congressional Budget Office	54,941	57,292	57,292	56,000	57,292
Architect of the Capitol ^b	695,933 ^b	789,109 ^b	631,268 ^{ab}	531,105 ^a	675,073
Library of Congress, Including CRS	725,359	778,846	752,750	742,530	757,346
CRS (non-add)	120,495 ^c	129,516	123,030 ^c	120,495	125,495
Government Publishing Office	117,000	117,000	117,000	117,000	117,000
Government Accountability Office	630,000	706,142	664,346	650,000	661,139
Open World Leadership Center	5,900	5,900	6,000	5,900	6,000
Stennis Center for Public Service	430	430	430	430	430
Adjustments to Compensation (CBO estimate)	-2,000	—	-2,000	-2,000	-2,000
Other General Provisions	—	—	—	—	7,000 ^d
Other/Scorekeeping	-7,000 ^e	—	—	—	—
Legislative Branch, Total	\$5,049,000	\$5,562,272	\$4,197,047^a	\$3,644,121	\$5,304,213
Emergency (P.L. 116-136)	\$93,100 ^f	—	—	—	\$10,000
Rescissions	-\$5,000	—	—	—	-\$5,212

Sources: P.L. 116-94, the *Budget for Fiscal Year 2021*, H.Rept. 116-447, and CRS analysis.

Notes: Numbers may not sum due to rounding. The FY2021 total does not include one gratuity payment to the beneficiary of a deceased Member of the House (Section 157 of P.L. 116-159).

- a. By tradition, the House generally does not consider appropriations for Senate operations or Senate office buildings, and the Senate generally does not consider appropriations for House operations or House office buildings.
- b. Summary tables in FY2020 and FY2021 documents addressed “House Office Buildings” offsetting collections differently. For comparison, see the tables in H.Rept. 116-447 (p.66) and the explanatory statement inserted into the *Congressional Record*, December 17, 2019 (p.H11374). In the above table, the FY2020 total includes “House Office Buildings” offsetting collections of \$8.0 million. For information on the offsetting collection, see table note d in this table and the accompanying row. In the above table, and in separate discussions of AOC totals included in this report, the FY2021 request, and the FY2021 House-reported bill, the total does not include \$9.0 million for “House Office Buildings” offsetting collections. **Table 9**, as well as separate discussions of AOC totals included in this report, utilizes the presentation from the tables in H.Rept. 116-447 for FY2020 and FY2021.
- c. The FY2020 House Appropriations Committee report (H.Rept. 116-64) describes “Appropriations Shifts to Reflect Centralized Funding for Information Technology” that affect the four LOC appropriations headings. For additional information, see the explanation in H.Rept. 116-64 and S.Rept. 116-124.
- d. For Sections 211 and 212 of the General Provisions.
- e. For FY2020, this includes the CBO estimate of -\$8.0 million for AOC House Office Buildings Fund and CBO estimate of \$1.0 million for Office of Compliance Settlements and Awards (see H.Rept. 116-64).
- f. Funding provided in P.L. 116-136 includes \$10.0 million for the Senate, \$25.0 million for the House of Representatives, \$400,000 for the Office of the Attending Physician, \$12.0 million for the Capitol Police, \$25.0 million for the Architect of the Capitol, \$700,000 for the Library of Congress, and \$20.0 million for the Government Accountability Office.

Table 6. Senate Appropriations

(in thousands of dollars)

Accounts	FY2020 Enacted	FY2021 Requested	FY2021 House- Reported ^a	FY2021 Senate Appropriations Committee Majority Draft Bill	FY2021 Enacted
Payments—Heirs of Deceased Members of Congress	\$0	\$0	—	\$0	\$0
Expense Allowances and Representation	220	225	—	220	220
Salaries, Officers, and Employees	216,321	226,516	—	222,727	222,727
Office of Legislative Counsel	6,397	6,879	—	6,681	6,681
Office of Legal Counsel	1,197	1,233	—	1,197	1,197
Expense Allowances for Secretary of Senate et al.	28	30	—	28	28
Contingent Expenses (subtotal)	745,233	792,500	—	764,547	768,707
Inquiries and Investigations	133,265	133,265	—	133,265	133,265
Senate Intl. Narcotics Caucus	508	525	—	508	508
Secretary of the Senate ^b	14,536	9,536	—	9,536	9,536

Accounts	FY2020 Enacted	FY2021 Requested	FY2021 House- Reported ^a	FY2021 Senate Appropriations Committee Majority Draft Bill	FY2021 Enacted
Sergeant at Arms/Doorkeeper ^c	128,753	139,061	—	139,061	139,221
Miscellaneous Items	18,871	20,877	—	20,877	24,877
Senators' Official Personnel and Office Expense Account	449,000	488,936	—	461,000	461,000
Official Mail Costs	300	300	—	300	300
Rescission				-1,000	-1,000
Total^d	\$969,396	\$1,027,383	—	\$994,400	\$998,560

Sources: P.L. 116-94, the *Budget for Fiscal Year 2021*, and CRS analysis. The FY2020 total does not include the \$10.0 million provided in P.L. 116-136.

Notes: Numbers may not sum due to rounding.

- By tradition, the House does not consider appropriations for Senate operations.
- Office operations of the Office of the Secretary of the Senate are also funded under "Salaries, Officers, and Employees."
- Office operations of the Office of Sergeant at Arms and Doorkeeper are also funded under "Salaries, Officers, and Employees."
- Total does not include the "Payments—Heirs of Deceased Members of Congress."

Table 7. House of Representatives Appropriations
(in thousands of dollars)

Accounts	FY2020 Enacted	FY2021 Requested	FY2021 House- Reported	FY2021 Senate Appropriations Committee Majority Draft Bill ^a	FY2021 Enacted
Payments—Heirs of Deceased Members of Congress	\$0	\$0	\$0	—	\$0
House Leadership Offices	28,884	28,884	28,884	—	28,884
Members' Representational Allowance	615,000	672,000	640,000	—	640,000
Intern Allowance-House Member Offices	11,025	11,025	11,025	—	11,025
Intern Allowance-House Leadership Offices	365	365	365	—	365
Committee Employees (subtotal)	159,628	162,825	162,825	—	162,825
Standing Committees, Special and Select, except Appropriations	135,359	138,100	138,100	—	138,100

Accounts	FY2020 Enacted	FY2021 Requested	FY2021 House- Reported	FY2021 Senate Appropriations Committee Majority Draft Bill ^a	FY2021 Enacted
Appropriations Committee	24,269	24,725	24,725	—	24,725
Salaries, Officers, and Employees (subtotal)	231,903	266,742	254,781	—	260,781
Office of the Clerk	30,766	32,824	31,975	—	31,975
Office of the Sergeant at Arms	20,225	26,086	23,260	—	23,260
Office of Chief Administrative Officer	153,550	180,236	171,200	—	177,200
Office of Diversity and Inclusion	1,000	1,000	1,500	—	1,500
Office of the Whistleblower Ombudsmen	750	750	1,000	—	1,000
Office of Inspector General	5,019	5,019	5,019	—	5,019
Office of General Counsel	1,751	1,815	1,815	—	1,815
Office of the Parliamentarian	2,088	2,088	2,088	—	2,088
Office of the Law Revision Counsel	3,419	3,469	3,469	—	3,469
Office of the Legislative Counsel	11,937	11,937	11,937	—	11,937
Office of Interparliamentary Affairs	814	934	934	—	934
Other Authorized Employees	584	584	584	—	584
Allowances and Expenses (subtotal)	323,920	378,964	379,939	—	\$374,939
Supplies, Materials, Administrative Costs and Federal Tort Claims	1,526	1,555	1,555	—	\$1,555
Official Mail for committees, leadership, administrative and legislative offices	190	190	190	—	\$190
Government Contributions	294,377	340,000	340,000	—	\$335,000
Business Continuity and Disaster Recovery Emergency Appropriations	17,668	18,508	18,508	—	\$18,508
Transition Activities	4,489	13,000	13,000	—	13,000

Accounts	FY2020 Enacted	FY2021 Requested	FY2021 House-Reported	FY2021 Senate Appropriations Committee Majority Draft Bill ^a	FY2021 Enacted
Wounded Warrior Program	3,000	3,000	3,975	—	3,975
Office of Congressional Ethics	1,670	1,711	1,711	—	1,711
Miscellaneous Items	1,000	1,000	1,000	—	1,000
House Modernization Initiatives Account	—	10,000	2,000	—	2,000
Administrative Provisions/Rescissions/Other	-5,000 ^b	—	-3,212	—	-4,212
Total^c	\$1,365,725	\$1,530,805	\$1,476,607	—	\$1,476,607

Sources: P.L. 116-94, the *Budget for Fiscal Year 2021*, H.Rept. 116-447, and CRS analysis. The FY2020 total does not include the \$25.0 million provided in P.L. 116-136.

Notes: Numbers may not sum due to rounding.

- By tradition, the Senate generally does not consider appropriations for House operations.
- For FY2020, this includes a provision related to using expired funds for employee compensation and unemployment compensation and rescissions.
- Total does not include the “Payments—Heirs of Deceased Members of Congress.”

Table 8. Capitol Police Appropriations
(in thousands of dollars)

Accounts	FY2020 Enacted	FY2021 Requested	FY2021 House-Reported	FY2021 Senate Appropriations Committee Majority Draft Bill	FY2021 Enacted
Salaries, Capitol Police	\$379,062	\$417,197	\$395,720	\$429,397	424,397
General Expenses	85,279	103,144	68,621	91,144	91,144
Total	\$464,341	\$520,341	\$464,341	\$520,541	\$515,541

Sources: P.L. 116-94, the *Budget for Fiscal Year 2021*, H.Rept. 116-447, and CRS analysis. The FY2020 total does not include the \$12.0 million provided in P.L. 116-136.

Note: Numbers may not sum due to rounding.

Table 9. Architect of the Capitol Appropriations
(in thousands of dollars)

Accounts	FY2020 Enacted	FY2021 Requested	FY2021 House- Reported	FY2021 Senate Appropriations Committee Majority Draft Bill	FY2021 Enacted
Capital Construction and Operations	\$120,000	\$139,239	\$139,239	\$126,128	\$127,462
Capitol Building	68,878	41,201	36,129	40,219	34,719
Capitol Grounds	15,024	20,981	20,560	19,990	20,560
Senate Office Buildings	88,424	90,953	— ^a	89,615	89,615
House of Representatives					
House Office Buildings ^b	145,273	136,047	144,273	— ^a	129,780
House Historic Buildings Revitalization Fund	0	10,000	0	— ^a	0
Capitol Power Plant ^c	98,957	122,166	116,461	87,885	97,761
Library Buildings and Grounds	55,746	111,193	83,446	76,457	83,446
Capitol Police Buildings and Grounds	55,216	70,790	45,993	45,503	45,993
Botanic Garden	16,094	21,266	20,895	20,557	20,986
Capitol Visitor Center	24,321	25,273	24,272	24,751	24,751
Architect of the Capitol, Total^{bc}	\$687,933	\$789,109	\$631,268^a	\$531,105^a	\$675,073

Sources: P.L. 116-94, the *Budget for Fiscal Year 2021*, H.Rept. 116-447, and CRS analysis. The FY2020 total does not include the \$25.0 million provided in P.L. 116-136.

Notes: Numbers may not sum due to rounding.

- The House generally does not consider appropriations for Senate office buildings, and the total does not include funding for that account.
- Not including “House Office Buildings” offsetting collections of \$8.0 million in the FY2020 act and \$9.0 million in the FY2021 request and the FY2021 House-reported bill. Summary tables in FY2020 and FY2021 documents addressed “House Office Buildings” offsetting collections differently. For comparison, see the tables in H.Rept. 116-447 (p. 66) and the explanatory statement inserted into the *Congressional Record*, December 17, 2019 (p. H11374). For additional information, see notes to accompany **Table 5**.
- Not including “Capitol Power Plant” offsetting collections of \$10.0 million in the FY2020 act, the FY2021 request and the FY2021 House-reported bill.

Appendix. Fiscal Year Information and Resources

Table A-1. Overview of Legislative Branch Appropriations: FY1998-FY2020

House, Senate, Conference, and CRS Reports and Related Legislative Vehicles

Fiscal Year	House	Senate	Conference	Enactment Date and Public Law	Enactment Vehicle Title	CRS Report
2020	H.Rept. 116-64 (H.R. 2779)	S.Rept. 116-124 (S. 2581)	Explanatory materials inserted into the <i>Congressional Record</i> (H.R. 1865)	12/20/2019 (P.L. 116-94)	Further Consolidated Appropriations Act, 2020	CRS Report R45755, <i>Legislative Branch: FY2020 Appropriations</i>
2019	H.Rept. 115-696 (H.R. 5894)	S.Rept. 115-274 (S. 3071)	H.Rept. 115-929	9/21/18 (P.L. 115-244)	Energy and Water, Legislative Branch, and Military Construction and Veterans Affairs Appropriations Act, 2019	CRS Report R45214, <i>Legislative Branch: FY2019 Appropriations</i>
2018	H.Rept. 115-199 (H.R. 3162)	S.Rept. 115-137 (S. 1648)	Explanatory materials inserted into the <i>Congressional Record</i> (H.R. 1625)	3/23/2018 (P.L. 115-141)	Consolidated Appropriations Act, 2018	CRS Report R44899, <i>Legislative Branch: FY2018 Appropriations</i>
2017	H.Rept. 114-594 (H.R. 5325) (H.Res. 771)	S.Rept. 114-258 (S. 2955)	Explanatory materials inserted into the <i>Congressional Record</i> (H.R. 244)	5/5/2017 (P.L. 115-31)	Consolidated Appropriations Act, 2017	CRS Report R44515, <i>Legislative Branch: FY2017 Appropriations</i> , by Ida A. Brudnick
2016	H.Rept. 114-110 (H.R. 2250) (H.Res. 271)	S.Rept. 114-64 (H.R. 2250)	Explanatory materials inserted into the <i>Congressional Record</i>	12/18/2015 (P.L. 114-113)	Consolidated Appropriations Act, 2016	CRS Report R44029, <i>Legislative Branch: FY2016 Appropriations</i>
2015	H.Rept. 113-417 (H.R. 4487) (H.Res. 557)	S.Rept. 113-196 (H.R. 4487)	Explanatory materials inserted into the <i>Congressional Record</i> (H.R. 83)	12/16/2014 (P.L. 113-235)	Consolidated and Further Continuing Appropriations Act, 2015	CRS Report R43557, <i>Legislative Branch: FY2015 Appropriations</i>

Fiscal Year	House	Senate	Conference	Enactment Date and Public Law	Enactment Vehicle Title	CRS Report
2014	H.Rept. 113-173 (H.R. 2792)	S.Rept. 113-70 (S. 1283)	Explanatory materials inserted into the <i>Congressional Record</i> (H.R. 3547)	1/17/2014 (P.L. 113-76)	Consolidated Appropriations Act, 2014	CRS Report R43151, <i>Legislative Branch: FY2014 Appropriations</i>
2013	H.Rept. 112-511 (H.R. 5882) (H.Res. 679)	S.Rept. 112-197 (H.R. 5882)	—	3/26/2013 (P.L. 113-6)	Consolidated and Further Continuing Appropriations Act, 2013	CRS Report R42500, <i>Legislative Branch: FY2013 Appropriations</i>
2012	H.Rept. 112-148 (H.R. 2551)	S.Rept. 112-80 (H.R. 2551)	H.Rept. 112-331 (H.R. 2055)	12/23/2011 (P.L. 112-74)	Consolidated Appropriations Act, 2012	CRS Report R41870, <i>Legislative Branch: FY2012 Appropriations</i>
2011	—	S.Rept. 111-294 (S. 3799)	—	4/15/2011 (P.L. 112-10)	Department of Defense and Full-Year Continuing Appropriations Act, 2011	CRS Report R41214, <i>Legislative Branch: FY2011 Appropriations</i>
2010	H.Rept. 111-160 (H.R. 2918)	S.Rept. 111-29 (S. 1294)	H.Rept. 111-265 (H.R. 2918)	10/1/2009 (P.L. 111-68)	Legislative Branch Appropriations Act, 2010	CRS Report R40617, <i>Legislative Branch: FY2010 Appropriations</i>
2009	—	—	Explanatory materials inserted into the <i>Congressional Record</i> and issued in a committee print (H.R. 1105)	3/11/2009 (P.L. 111-8)	Omnibus Appropriations Act, 2009	CRS Report RL34490, <i>Legislative Branch: FY2009 Appropriations</i>
2008	H.Rept. 110-198 (H.R. 2771)	S.Rept. 110-89 (S. 1686)	Explanatory materials inserted into the <i>Congressional Record</i> (H.R. 2764)	12/26/2007 (P.L. 110-161)	Consolidated Appropriations Act, 2008	CRS Report RL34031, <i>Legislative Branch: FY2008 Appropriations</i>
2007	H.Rept. 109-485 (H.R. 5521)	S.Rept. 109-267 (H.R. 5521)	—	2/15/2007 (P.L. 110-5)	Revised Continuing Appropriations Resolution, 2007	CRS Report RL33379, <i>Legislative Branch: FY2007 Appropriations</i>

Fiscal Year	House	Senate	Conference	Enactment Date and Public Law	Enactment Vehicle Title	CRS Report
2006	H.Rept. 109-139 (H.R. 2985)	S.Rept. 109-89 (H.R. 2985)	H.Rept. 109-189 (H.R. 2985)	8/02/2005 (P.L. 109-55)	FY2006 Legislative Branch Appropriations Act	CRS Report RL32819, <i>Legislative Branch: FY2006 Appropriations</i>
2005	H.Rept. 108-577 (H.R. 4755)	S.Rept. 108-307 (S. 2666)	H.Rept. 108-792 (H.R. 4818)	12/8/2004 (P.L. 108-447)	Consolidated Appropriations Act, 2005	CRS Report RL32312, <i>Appropriations for FY2005: Legislative Branch</i>
2004	H.Rept. 108-186 (H.R. 2657)	S.Rept. 108-88 (S. 1383)	H.Rept. 108-279 (H.R. 2657)	9/30/2003 (P.L. 108-83)	Legislative Branch Appropriations Act, 2004	CRS Report RL31812, <i>Appropriations for FY2004: Legislative Branch</i>
2003	H.Rept. 107-576 (H.R. 5121)	S.Rept. 107-209 (S. 2720)	—	2/20/2003 (P.L. 108-7)	Consolidated Appropriations Resolution, 2003	CRS Report RL31312, <i>Appropriations for FY2003: Legislative Branch</i>
2002	H.Rept. 107-169 (H.R. 2647)	S.Rept. 107-37 (S. 1172)	H.Rept. 107-259 (H.R. 2647)	11/12/2001 (P.L. 107-68)	Legislative Branch Appropriations Act, 2002	CRS Report RL31012, <i>Appropriations for FY2002: Legislative Branch</i>
2001	H.Rept. 106-635 (H.R. 4516)	S.Rept. 106-304 (S. 2603)	H.Rept. 106-796 (H.R. 4516, incorporated into H.R. 4577)	12/21/2000 (P.L. 106-554)	Consolidated Appropriations Act, 2001	CRS Report RL30512, <i>Appropriations for FY2001: Legislative Branch</i>
2000	H.Rept. 106-156 (H.R. 1905)	S.Rept. 106-75 (S. 1206)	H.Rept. 106-290 (H.R. 1905)	9/29/1999 (P.L. 106-57)	Legislative Branch Appropriations Act, 2000	CRS Report RL30212, <i>Appropriations for FY2000: Legislative Branch</i>
1999	H.Rept. 105-595 (H.R. 4112)	S.Rept. 105-204 (S. 2137)	H.Rept. 105-734 (H.R. 4112)	10/21/1998 (P.L. 105-275)	Legislative Branch Appropriations Act, 1999	CRS Report 98-212, <i>Appropriations for FY1999: Legislative Branch</i>
1998	H.Rept. 105-196 (H.R. 2209)	S.Rept. 105-47 (S. 1019)	H.Rept. 105-254 (H.R. 2209)	10/7/1997 (P.L. 105-55)	Legislative Branch Appropriations Act, 1998	CRS Report 97-212, <i>Appropriations for FY1998: Legislative Branch</i>

Source: Congressional Research Service examination of LIS.

Author Information

Ida A. Brudnick
Specialist on the Congress

Disclaimer

This document was prepared by the Congressional Research Service (CRS). CRS serves as nonpartisan shared staff to congressional committees and Members of Congress. It operates solely at the behest of and under the direction of Congress. Information in a CRS Report should not be relied upon for purposes other than public understanding of information that has been provided by CRS to Members of Congress in connection with CRS's institutional role. CRS Reports, as a work of the United States Government, are not subject to copyright protection in the United States. Any CRS Report may be reproduced and distributed in its entirety without permission from CRS. However, as a CRS Report may include copyrighted images or material from a third party, you may need to obtain the permission of the copyright holder if you wish to copy or otherwise use copyrighted material.

Learn how Capitol Hill really works

All of our programs and any combination of their topics can be tailored for custom training for your organization.

For more than 40 years, TheCapitol.Net and its predecessor, Congressional Quarterly Executive Conferences, have been teaching professionals from government, military, business, and NGOs about the dynamics and operations of the legislative and executive branches and how to work with them.

Our training, on-site and online, and publications include congressional operations, legislative and budget process, communication and advocacy, media and public relations, research, testifying before Congress, legislative drafting, critical thinking and writing, and more.

- **Diverse Client Base**—We have tailored hundreds of custom on-site and online training programs for Congress, numerous agencies in all federal departments, the military, law firms, lobbying firms, unions, think tanks and NGOs, foreign delegations, associations and corporations, delivering exceptional insight into how Washington works.™
- **Experienced Program Design and Delivery**—We have designed and delivered hundreds of custom programs covering congressional/legislative operations, budget process, media training, writing skills, legislative drafting, advocacy, research, testifying before Congress, grassroots, and more.
- **Professional Materials**—We provide training materials and publications that show how Washington works. Our publications are designed both as course materials and as invaluable reference tools.
- **Large Team of Experienced Faculty**—More than 150 faculty members provide independent subject matter expertise. Each program is designed using the best faculty member for each session.
- **Non-Partisan**—TheCapitol.Net is non-partisan.
- **GSA Schedule**—TheCapitol.Net is on the GSA Schedule for custom training: GSA Contract GS02F0192X.

Please see our Capability Statement on our web site at TCNCS.com.

Custom training programs are designed to meet your educational and training goals, each led by independent subject-matter experts best qualified to help you reach your educational objectives and align with your audience.

As part of your custom program, we can also provide online venue, classroom space, breaks and meals, receptions, tours, and online registration and individual attendee billing services.

For more information about custom on-site training for your organization, please see our web site: TCNCustom.com or call us: 202-678-1600, ext 115.



TheCapitol.Net

Non-partisan training and publications that show how Washington works.™

PO Box 25706, Alexandria, VA 22313-5706
202-678-1600 • www.thecapitol.net



TheCapitol.Net is
on the GSA Schedule
for custom training.
GSA Contract GS02F0192X

