



**Congressional
Research Service**

Informing the legislative debate since 1914

How to Develop and Write a Grant Proposal

Updated August 10, 2023

Congressional Research Service

<https://crsreports.congress.gov>

RL32159

About TheCapitol.Net

We help you understand Washington and Congress.™

For more than 40 years, TheCapitol.Net and its predecessor, Congressional Quarterly Executive Conferences, have been training professionals from government, military, business, and NGOs on the dynamics and operations of the legislative and executive branches and how to work with them.

Our training and publications include congressional operations, legislative and budget process, communication and advocacy, media and public relations, research, testifying before Congress, legislative drafting, critical thinking and writing, and more.

TheCapitol.Net encompasses a dynamic team of more than 150 faculty members and authors, all of whom are independent subject matter experts and veterans in their fields. Faculty and authors include senior government executives, former members of Congress, Hill and agency staff, editors and journalists, lobbyists, lawyers, nonprofit executives, and scholars.

We have worked with hundreds of clients across the country to develop and produce a wide variety of custom training programs, on-site and online. All courses, seminars, and workshops can be tailored to align with your organization's educational objectives and presented online or on-site at your location.

TheCapitol.Net is on the GSA Schedule for custom training:
GSA Contract GS02F0192X.

TheCapitol.Net has more than 2,500 clients representing congressional offices, federal and state agencies, military branches, corporations, associations, news media, and NGOs nationwide.

TheCapitol.Net is a non-partisan firm.

Our blog: [Hobnob Blog](#)—hit or miss ... give or take ... this or that ...






Non-partisan training and publications that show how Washington works.™

PO Box 25706, Alexandria, VA 22313-5706
202-678-1600 • www.thecapitol.net



TheCapitol.Net is on the GSA Schedule for custom training.
GSA Contract GS02F0192X



Summary

This report is intended for Members and congressional staff assisting grantseekers in districts and states, and covers writing proposals for both government and private foundation grants. In preparation for writing a proposal, the report first discusses preliminary information-gathering and preparation, developing ideas for the proposal, gathering community support, identifying funding resources, and seeking preliminary review of the proposal and support of relevant administrative officials.

The second section of the report covers the actual writing of the proposal, from outlining of project goals, stating the purpose and objectives of the proposal, explaining the program methods to solve the stated problem, and how the results of the project will be evaluated, to long-term project planning, and, finally, developing the proposal budget.

The last section of the report provides a listing of free grant-writing websites, including guidelines from federal agencies, and Candid’s “Introduction to Proposal Writing.”

Related CRS products include CRS Report RL34035, *Grants Work in a Congressional Office*, by Maria Kreiser; CRS Report RL34012, *Resources for Grantseekers*, by Maria Kreiser; CRS Report R47607, *Federal Grant Technical Assistance: Definition, Use, and Considerations for Congress*, by Natalie Keegan; and CRS Report R42769, *Federal Grants-in-Aid Administration: A Primer*, by Natalie Keegan.

This report will be updated as needed.

Contents

| | |
|--|----|
| Developing a Grant Proposal..... | 1 |
| Preparation | 1 |
| Developing Ideas for the Proposal | 1 |
| Community Support..... | 2 |
| Identifying Funding Resources | 3 |
| Getting Organized to Write the Proposal | 4 |
| Writing an Effective Grant Proposal | 5 |
| Overall Considerations..... | 5 |
| Basic Components of a Proposal..... | 6 |
| Cover Letter | 6 |
| Proposal Summary: Outline of Project Goals | 6 |
| Introduction: Presenting a Credible Applicant | 7 |
| Problem Statement or Needs Assessment | 7 |
| Project Objectives: Goals and Desired Outcome | 8 |
| Program or Project Methods and Design: A Plan of Action..... | 8 |
| Evaluation: Product and Process Analysis | 10 |
| Future Funding..... | 11 |
| Budget Development and Requirements..... | 11 |
| Proposal Appendix | 13 |
| Additional Proposal Writing Websites | 13 |

Contacts

| | |
|-------------------------|----|
| Author Information..... | 14 |
| Acknowledgments | 14 |

Developing a Grant Proposal

Preparation

A well-formed grant proposal is one that is carefully prepared, thoughtfully planned, and concisely packaged. The potential applicant should first become familiar with all of the pertinent program eligibility criteria of the funding institution. Before developing a proposal, the potential applicant may refer to the information contact listed in the agency or foundation program description to learn whether funding is available, when applicable deadlines occur, and the process used by the grantor agency or foundation for accepting and reviewing applications.

Grantseekers should know that the basic requirements, application forms, information, and procedures vary among grant-making agencies and foundations. Federal agencies and large foundations may have formal application packets, strict guidelines, and fixed deadlines with which applicants must comply, whereas smaller foundations may operate more informally and even provide assistance to inexperienced grantseekers. However, the steps outlined in this report generally apply to any grant-seeking effort.

Individuals without prior grant proposal writing experience may find it useful to attend a grantsmanship class or workshop. Applicants interested in locating workshops or identifying resources on grantsmanship and proposal development should consult the internet sites listed at the end of this report and explore other resources in their local libraries.

Local governments might obtain grant-writing assistance from a state's office of Council of Governments (CSG) or a Regional Council (also referred to as a Council of Government, Planning Council, or other name).¹ The primary mission of CSG is to promote and strengthen state government in the federal system by providing staff services to organizations of state officials. Grassroots or small faith-based nonprofit organizations can seek the help and advice of larger, more seasoned nonprofit organizations or foundations in their state, or from organizations like the National Council of Nonprofits and state-level associations of nonprofits²

Developing Ideas for the Proposal

The first step in proposal planning is the development of a clear, concise description of the proposed project. To develop a convincing proposal for project funding, the project must fit into the philosophy and mission of the grant-seeking organization or agency, align with the grantor agency grant program goals and objectives, and have a well-documented and clearly expressed need that will be addressed. Typically, funding agencies or foundations will want to know that a proposed activity or project reinforces the overall mission of an organization or grantseeker, and that the project is necessary. To make a compelling case, the following should be included in the proposal:

- nature of the project, its goals, needs, and anticipated outcomes;
- how the project will be conducted;
- timetable for completion;

¹ See the regional offices of the Council of State Governments at <https://www.csg.org/regional-offices/>. Many local or regional Councils of Government or Regional Planning Councils can be identified via the Economic Development Administration's state directory at <https://www.eda.gov/grant-resources/economic-development-directory>.

² See the National Council of Nonprofit directory of state-level associations of nonprofits at <https://www.councilofnonprofits.org/find-your-state-association>.

- how best to evaluate the results (performance measures);
- staffing needs, including use of existing staff and new hires or volunteers; and
- preliminary budget and cost-sharing provisions, covering expenses and financial requirements, to determine what funding levels to seek.

When developing an idea for a proposal, it is also important to determine if the idea has already been considered in the applicant's locality or state. A thorough check should be made with state legislators, local government, and related public and private agencies which may currently have grant awards or contracts to do similar work. If a similar program already exists, the applicant may need to reconsider submitting the proposed project, particularly if duplication of effort is perceived. However, if significant differences or improvements in the proposed project's goals can be clearly established, it may be worthwhile to pursue federal or private foundation assistance. Additionally, if a similar program exists, then another option may be to partner with that organization, leverage resources, and seek funding to expand the program and/or service area rather than duplicate an existing program.

Community Support

For many proposals, community support is essential. Once a proposal summary is developed, an applicant may look for individuals or groups representing academic, political, professional, and volunteer organizations which may be willing to support the proposal in writing. The type and caliber of community support is critical in the initial and subsequent review phases. An applicant may elicit support from local government agencies and public officials. Letters of support detailing endorsement of the project and financial or in-kind commitment may be requested as part of a proposal to a federal agency. Several months may be required to develop letters of endorsement, since something of value (e.g., buildings, staff, services) is sometimes negotiated between the parties involved. Note that letters from Members of Congress may be requested once a proposal has been fully developed and is ready for submission.

While money is the primary concern of most grantseekers, thought should be given to the kinds of nonmonetary contributions that may be available. In many instances, academic institutions, corporations, and other nonprofit groups in the community may be willing to contribute technical and professional assistance, equipment, or space to a worthy project. Not only can such contributions reduce the amount of cash the grantseeker may have to provide in a cost-share, but evidence of such local support may be viewed favorably by grant-making agencies or foundations.

Agencies may require, in writing, affiliation agreements (a mutual agreement to share services between agencies) and building space commitments prior to either grant approval or award. In projects where there will be shared resources or project responsibility, there will need to be a clearly designated lead agency that will be legally responsible for ensuring any grant award requirements are fully met. Two useful methods of generating community support may be to form a citizen advisory committee or to hold meetings with community leaders who would be concerned with the subject matter of the proposal. The forum may include the following:

- designation of a lead agency;
- discussion of the merits of the proposal;
- development of a strategy to elicit support from multiple community groups, institutions, and organizations; and
- generation of data in support of the proposal.

Identifying Funding Resources

Once the project has been specifically defined, the grantseeker needs to research appropriate funding sources. Both the applicant and the grantor agency or foundation should have the same interests, intentions, and needs, if a proposal is to be considered an acceptable candidate for funding. It is generally not productive to send out proposals indiscriminately in the hope of attracting funding. Each application should be specifically aligned with the grantor agency's program goals and objectives. Grant-making agencies and foundations whose interest and intentions are consistent with those of the applicant are the most likely to provide support. An applicant may cast a wide, but targeted, net. Many projects may only be accomplished with funds coming from a combination of sources, among them federal, state, or local programs and grants from private or corporate foundations. If the grantseeker is anticipating needing multiple funding streams, it may be useful to break out the project into distinct phases and seek funding from different sources for each phase of the project.

Key sources for funding information include the federal government's *Assistance Listings* at <https://sam.gov/content/assistance-listings>, and Candid (formerly the Foundation Center), <https://candid.org/>, the clearinghouse of private and corporate foundation funding. For a summary of federal programs and sources, see CRS Report RL34012, *Resources for Grantseekers*, by Maria Kreiser. Other CRS reports on topics such as community or social services block grants to states, rural development assistance, federal programs for emergency preparedness, and other funding areas may also be useful.

A review of the government or private foundation's program descriptions, objectives, and uses, as well as restrictions on the use of grant funds, can clarify which programs might provide funding for a project. When reviewing individual SAM.gov Assistance Listing program descriptions, applicants may also target the related programs as potential resources. Also, the kinds of projects the agency or foundation funded in the past may be helpful in fashioning a grant proposal. Program listings at individual government department or agency websites, SAM.gov Assistance Listings, or foundation websites may include examples of past funded projects. Many federal grants do not go directly to the final beneficiary, but are awarded through "block" or "formula" grants to state or local agencies which, in turn, may distribute a portion of those funds as subawards or sub-grants (this is called "pass-through"). States may post funding opportunities and subaward grants which actually originated in federal formula or block grant allocations. Thus, grantseekers should look on state government agency sites for these subaward funding opportunities—each state handles subawarding differently.

For local or community projects, lower-cost projects, or projects that need immediate funding, generally, it is a good idea to look for funding sources close to home, which are frequently most concerned with solving local problems. Corporations, for example, tend to support projects in areas where they have offices or plants. Most foundations only provide grants to nonprofit organizations (those registered by the Internal Revenue Service as having 501(c) tax-exempt status), though Candid publishes information about foundation grants to individuals.

Once a potential grantor is identified, if the grantor is a foundation, an applicant may wish to conduct preliminary "prospect research" on the foundation (gathering information such as websites, tax forms, news articles, etc.) before making direct inquiries.

If the potential grantor is a federal agency, the applicant may wish to research all the available materials posted by the agency (applicants may also be referred to the website Grants.gov, <http://www.grants.gov>). Later, the grantseeker may ask the grantor agency or foundation personnel for suggestions, criticisms, and advice about the proposed project—though please note that federal agencies in particular often have too many unsuccessful applicants to be able to

COMMUNICATION SERIES



Keith Evans

Common Sense Rules of Advocacy for Lawyers

 **TheCapitolNet**

provide extensive feedback to an unsuccessful applicant. In many cases, the more agency or foundation personnel know about the proposal, the easier it may be for them to provide helpful advice and other support.

The grantseeker should carefully study the eligibility requirements for each government or foundation program under consideration. Federal department and agency websites generally include additional information about their programs. SAM.gov Assistance Listing program descriptions and websites include information contacts. Applicants should direct questions and seek clarification about eligibility, requirements, and deadlines from the contacts. New information learned during this step may necessitate the modification of the original concept for the project to be eligible for funding.

A grantseeker should also do a self-assessment to consider their organizational ability to manage a particular grant, should it be awarded. This also includes the financial capacity of the grantee to make any matching (cost-share) requirements, both cash and in-kind.

For many federal grants, notices for funding opportunities appear on websites such as Grants.gov at <http://www.grants.gov> or FedConnect at <https://www.fedconnect.net>.³ Applicants can search and sign up for email notification of funding opportunities and download application packages. To submit applications, registration is required.

Deadlines for submitting applications are often not negotiable, though some federal or other government programs do have open application dates where applications are accepted on an on-going basis until appropriated funds are fully obligated. For private foundation funding opportunities, grantseekers should contact foundations or check Candid's website for daily postings of Requests for Proposals (RFPs) at <https://philanthropynewsdigest.org/rfps>. Specified deadlines are usually associated with strict timetables for agency or foundation review. Some programs have more than one application deadline during the fiscal or calendar year. Applicants should plan proposal development around the established deadlines.

Depending on the grantor, there may be some form of direct technical assistance available for applicants, such as assistance with assessments, or reviews of potential grant applications to ensure eligibility of a proposed project.⁴

Getting Organized to Write the Proposal

The grantseeker, after narrowing the field of potential funders, may want to approach the most likely prospects to confirm that they might indeed be interested in the project. Federal agencies and foundations may be willing to provide an assessment of a preliminary one- or two-page concept paper before a formal proposal is prepared. The concept paper or concept note should give a brief description of the needs to be addressed, who is to carry out the project, what is to be accomplished (and by what means), how long it will take, how the accomplishments will be measured, plans for the future, how much it will cost, and the ways the project relates to the mission of the funding source.

For foundation grantors in particular, and for some federal agencies, potential applicants may be invited to submit a "letter of inquiry" (also called a "letter of intent") prior to submitting a full proposal, which essentially functions as a pre-proposal "soft ask" to the donor or funder, to open

³ Federal grant funding may also be available from state level departments and agencies. A large portion of federal grant funding is allocated to states; state recipients are then often obligated to sub-grant or subaward a portion of their allocation to local-level applicants such as nonprofits or municipal and county governments.

⁴ For a broad overview on technical assistance for federal grants, see CRS Report R47607, *Federal Grant Technical Assistance: Definition, Use, and Considerations for Congress*, by Natalie Keegan.

a line of communication about the possibility of funding a project. Much like a concept paper, a letter of inquiry presents a brief description of the organization, the proposed project, how the proposed project meets a particular need, and how the project will be staffed and evaluated—but a letter of inquiry will also typically include a summary of the amount requested, and attempts to demonstrate how the project aligns with the mission and interests of the funder. Letters of inquiry are often accepted by foundations on a rolling basis, though many foundations and government grantors also have deadlines for letters of inquiry.

Developing a concept paper or letter of inquiry may provide useful preparation for writing the final proposal. The grantseeker should try to see the project or activity from the viewpoint of the grant-making agency or foundation. Like the proposal, the concept paper should be brief, clear, and informative. It is important to understand that from the funder's vantage point, the grant is not seen as the end of the process, but only as the midpoint. The funder will want to know what will happen to the project once the grant ends. For example, will it be self-supporting or will it be used as a demonstration to apply for further funding? Will it need ongoing support, for how long, and what are the anticipated outcomes?

If the funding source expresses interest in the concept paper, the grantseeker can ask for suggestions, criticism, and guidance, before writing the final proposal.

Feedback and dialogue are essential elements to a successful funding proposal.

Throughout the proposal writing stage, an applicant may want to keep notes on ideas and related materials for review. The gathering of documents such as articles of incorporation, tax exemption certificates, and bylaws should be completed, if possible, before the writing begins.

See the end of this report for useful websites that cover proposal writing, give sample grant proposals (including a template for writing a proposal), and link to federal program information and grants management circulars.

Writing an Effective Grant Proposal

Overall Considerations

An effective grant proposal needs to make a compelling case. Not only must the idea be well formulated, but so must the presentation. Things to be considered include:

- All the requirements from the funding source must be met: prescribed format, necessary inclusions, deadlines, etc.
- The proposal should have a clear, descriptive title.
- The proposal should be a cohesive whole, building logically, with one section leading to another; this is an especially important consideration when several people have been involved in its preparation.
- Language should be clear and concise, devoid of jargon; explanations should be offered for acronyms and terms which may be unfamiliar to someone outside the field.
- Each of the parts of the proposal should provide as brief but informative a narrative as possible, with supporting data relegated to an appendix.

At various stages in the proposal writing process, the proposal should be reviewed by a number of interested and disinterested parties. Each time it has been critiqued, it may be necessary to rethink the project and its presentation. While such revision is necessary to clarify the proposal, one of

the dangers is that the original excitement of those making the proposal sometimes gets written out. Somehow, this must be conveyed in the final proposal. Applicants are advised: make it interesting!

Basic Components of a Proposal

The basic sections of a standard grant proposal include the following:

1. cover letter
2. proposal summary or abstract
3. introduction describing the grantseeker or organization
4. problem statement (or needs assessment)
5. project objectives
6. project methods or design
7. future funding
8. project evaluation

Cover Letter

The one-page cover letter should be written on the applicant's letterhead and should be signed by the organization's highest official. It should be addressed to the individual at the funding source with whom the organization has dealt, and should refer to earlier discussions. While giving a brief outline of the needs addressed in the proposal, the cover letter should demonstrate a familiarity with the mission of the grantmaking agency or foundation and emphasize the ways in which this project contributes to these goals.

Proposal Summary: Outline of Project Goals

The grant proposal summary outlines the proposed project and should appear at the beginning of the proposal. It could be in the form of a cover letter or a separate page, but should be brief—no longer than two or three paragraphs.

The summary should be prepared after the grant proposal has been developed in order to encompass all the key points necessary to communicate the objectives of the project. It is this document that becomes the cornerstone of the proposal, and the initial impression it gives will be critical to the success of the venture. The summary may be the first part of the proposal package seen by agency or foundation officials and could be the only part of the package that is carefully reviewed before the decision is made to consider the project any further. When letters of support are written, the summary may be used as justification for the project.

The summary should include a description of the applicant, definition of the problem to be solved, statement of the objectives to be achieved, outline of the activities and procedures to be used to accomplish those objectives, description of the evaluation design, plan for the project at the end of the grants, and statement of what it will cost the funding agency. It may also identify other funding sources or entities participating in the project.

For federal funding, the applicant should develop a project which can be supported because it addresses a local need. The applicant could also point out the projected future outcome(s) of the situation, absent federal support. The applicant should explain the influence of the project both during and after the project period, and the anticipated consequences of the project as a result of

funding should be highlighted—for example, statistical projections of how many people might benefit from the project’s accomplishments.

Introduction: Presenting a Credible Applicant

In the introduction, applicants describe their organization and demonstrate that they are eligible for funding based on program guidelines and qualified to carry out the proposed project—i.e., they establish their credibility and make the point that they are a good investment in no more than a page. Statements made here should be carefully tailored, pointing out that the overall goals and purposes of the applicant are consistent with those of the funding source. This section should provide the following:

- A brief history of the organization, past and present operations, goals and mission, significant accomplishments, and any success stories.
- Reference should be made to grants, endorsements, and press coverage the organization has already received (with supporting documentation included in the appendix).
- Qualifications of its professional staff and a list of its board of directors.
- Indicate whether funds for other parts of the project are being sought elsewhere; such evidence will strengthen the proposal, demonstrating to the reviewing officer that all avenues of support have been thoroughly explored.
- An individual applicant should include a succinct resume relating to the objectives of the proposal (what makes the applicant eligible to undertake the work or project?).

Problem Statement or Needs Assessment

This section lays out the reason for the proposal. It should make a clear, concise, and well-supported statement of the problem to be addressed from the beneficiaries’ viewpoint in no more than two pages.

One way to collect information about the problem is to conduct and document both a formal and informal needs assessment for a program in the target or service area. The information provided should be both factual and directly related to the problem addressed by the proposal. Areas to document are as follows:

- Purpose for developing the proposal.
- Beneficiaries—who are they and how will they benefit.
- Social and economic issues and costs.
- Nature of the problem (provide relevant statistical data).
- How the applicant or organization came to realize the problem exists, and what is currently being done about the problem.
- Stress what gaps exist in addressing the problem that will be addressed by the proposal.
- Remaining alternatives available when funding has been exhausted. Explain what will happen to the project and the impending implications.

- Imperatively, describe the specific manner through which problems might be solved. Review the resources needed, considering how they will be used and to what end.

One problem to be avoided is defining the problem as a lack of program or facility (i.e., giving one of the possible solutions to a problem as the problem itself). For example, the lack of a medical center in an economically depressed area is not the problem—the problem is that residents living in that area have health needs that are not currently being addressed. The problem described should be of reasonable dimensions, with the targeted population and geographic area clearly defined. It should include a retrospective view of the situation, describing past efforts to ameliorate it, and making projections for the future. The problem statement, developed with input from the beneficiaries, must be supported by statistics and statements from authorities in the fields. The case must be made that the applicant—because of its history, demonstrable skills, and past accomplishments—is the right organization to solve the problem.

In formulating a needs assessment for a project, there is a considerable body of literature on the exact assessment techniques to be used.⁵ Government planning offices (local, regional, state), or local universities offering course work in planning and evaluation techniques may be able to provide background references or guidance. Types of data that may be collected include historical, geographic, quantitative, factual, statistical, and philosophical information, as well as studies completed by colleges, and literature searches from public or university libraries. Local colleges or universities which have a department or section related to the proposal topic may help determine if there is interest in developing a student or faculty project to conduct a needs assessment. It may be helpful to include examples of the findings for highlighting in the proposal.

Project Objectives: Goals and Desired Outcome

Once the needs have been described, proposed solutions should be outlined in quantitative terms, wherever possible. The population to be served, time frame of the project, and specific anticipated outcomes must be defined and the figures used verifiable. If the proposal is funded, the stated objectives may be used to evaluate the project's progress. So, the more these objectives reflect the actual problems and solutions proposed, the more an evaluation would reflect actual progress as a result of the project.

It is important not to confuse objectives with methods or strategies toward those ends. For example, “building a prenatal clinic in Adams County” is a method or strategy used to address the objective of “reducing the infant mortality rate in Adams County to X percent by a specific date.” The concurrent strategy or method of accomplishing the stated objective may include, for example, the establishment of mobile clinics that bring services to the community.

Program or Project Methods and Design: A Plan of Action

The program design refers to how the project is expected to work and solve the stated problem. Just as the statement of objectives builds upon the problem statement, the description of methods or strategies builds upon the statement of objectives. For each objective, a specific plan of action should be laid out. It should delineate a sequence of justifiable activities, indicating the proposed staffing and timetable for each task. This section should be carefully reviewed to make sure that

⁵ For example, see a description of the publications *Needs Assessment: An Overview*, at <https://www.worldcat.org/title/1136260639>, and *Planning and Conducting Needs Assessments: A Practical Guide*, at <https://www.worldcat.org/title/32393788>.

what is being proposed is realistic in terms of the applicant's resources and time frame. Outline the following:

1. The activities to occur along with the related resources and staff needed to operate the project ("inputs").
2. A flow chart of the organizational features of the project: describe how the parts interrelate, where personnel will be needed, and what they are expected to do. Identify the kinds of facilities, transportation, and support services required ("throughputs").
3. Explain what will be achieved through 1 and 2 above ("outputs"); that is, plan for measurable results. Project staff may be required to produce evidence of program performance through an examination of stated objectives during either a site visit by the grantor agency or foundation, and/or grant reviews which may involve peer review committees.
4. It may be useful to devise a diagram of the program design. Such a procedure will help to conceptualize both the scope and detail of the project.

Example:

Draw a three-column block. Each column is headed by one of the parts (inputs, throughputs, and outputs), and on the left (next to the first column) specific program features should be identified (i.e., implementation, staffing, procurement, and systems development). In the grid, specify something about the program design, for example, assume the first column is labeled inputs and the first row is labeled staff. On the grid one might specify under inputs five nurses to operate a child care unit. The throughput might be to maintain charts, counsel the children, and set up a daily routine; outputs might be to discharge 25 healthy children per week.

5. Carefully consider challenges of the proposed implementation—that is, the time and money needed to undertake each part of the plan. Wherever possible, justify in the narrative the course of action taken. The most economical method should be used that does not compromise or sacrifice project quality. The financial expenses associated with performance of the project will later become points of negotiation with the government or foundation program staff. If everything is not carefully justified in writing in the proposal, after negotiation with the grantor agencies or foundations, the approved project may resemble less of the original concept.

A Program Evaluation and Review Technique (PERT) chart, which allows project managers to create project schedules, could be useful and supportive in justifying some proposals. Larger projects can easily be laid out using commercial off-the-shelf project or grants management software. The software allows the project manager to construct a PERT chart that provides a graphical representation of all tasks in the project and the way tasks are related to each other. Such project manager software provides a variety of report formats that can be used to track project progress. The PERT chart and other related reports can be maintained on a computer network so that all project participants can access the latest project information.

6. Highlight the innovative features of the proposal which could be considered distinct from other proposals under consideration.
7. Whenever possible, use appendixes to provide details, supplementary data, references, and information requiring in-depth analysis. These types of data, although supportive of the proposal, if included in the body of the proposal, could detract from its readability. Appendixes provide the proposal reader with immediate access to details if and when clarification of an idea, sequence, or conclusion is required. Time tables, work plans, schedules, activities,



The House of Representatives and Senate Explained

Congressional Procedure

A Practical Guide to the Legislative Process in the U.S. Congress

Richard A. Arenberg

Foreword by Alan S. Frumin

 **TheCapitolNet**

methodologies, legal papers, personal vitae, letters of support, and endorsements are examples of items that could appear in appendixes.

Evaluation: Product and Process Analysis

An evaluation plan is a step-by-step plan that demonstrates how the success of a grant-funded project or program will be evaluated. The evaluation plan should be a consideration at every stage of the proposal's development. Data collected for the problem statement form a comparative basis for determining whether and how measurable objectives are indeed being met, or whether different parts of the plan need to be fine-tuned to be made more effective and efficient. Some grant programs utilizing a pay-for-performance model may require evidence of specific outcomes before grant funding is provided.

Among the considerations will be whether evaluation will be done by the organization itself or by outside experts, with careful attention given to whether the grant program requires outside experts. The organization will have to decide whether outside experts have the standing in the field and the degree of objectivity that would justify the added expense, or whether the job could be done with sufficient expertise by its own staff without taking too much time away from the project itself.

Determining appropriate methods of measurement (whether standardized tests, interviews, questionnaires, or observations) will depend upon the nature and scope of the project. Procedures and schedules for gathering, analyzing, and reporting data will need to be spelled out.

The evaluation component is two-fold: (1) product evaluation; and (2) process evaluation. "Product evaluation" addresses results that can be attributed to the project, as well as the extent to which the project has satisfied its stated objectives. "Process evaluation" addresses how the project was conducted, in terms of consistency with the stated plan of action and the effectiveness of the various activities within the plan.

Most federal agencies require some form of program evaluation among grantees. The requirements of the proposed project should be explored carefully. Evaluations may be conducted by an internal staff member, an evaluation firm, or both. Many federal grants include a specific time frame for performance review and evaluation. For instance, several economic development programs require grant recipients to report on a quarterly and annual basis. In instances where there are no specified evaluation periods, the applicant should state the amount of time needed to evaluate their performance, how the feedback will be disseminated among the proposed staff, and a schedule for review and comment. Evaluation designs may start at the beginning, middle, or end of a project, but the applicant should specify a start-up time. It is desirable and advisable to submit an evaluation design at the start of a project for two reasons:

- convincing evaluations require the collection of appropriate baseline data before and during program operations; and
- if the evaluation design cannot be prepared at the outset, then a critical review of the program design may be advisable.

Even if the evaluation design must be revised as the project progresses, it is much easier and cheaper to modify a good design. If the problem is not well defined and carefully analyzed for cause-and-effect relationships, then a good evaluation design may be difficult to achieve. Sometimes a pilot study is needed to begin the identification of facts and relationships, though a thorough literature search may be sufficient.

Evaluation requires both coordination and agreement among program decisionmakers. Above all, the federal grantor agency's or foundation's requirements should be highlighted in the evaluation design. Grantor agencies may also require specific evaluation techniques such as designated data formats (an existing information collection system) or they may offer financial inducements for voluntary participation in a national evaluation study. The applicant should ask specifically about these points. In addition, for federal programs, consult the "Criteria for Applying" section of the SAM.gov Assistance Listing program description to initially determine the exact evaluation methods that are required for a specific program.

Future Funding

The last narrative part of the proposal explains what will happen to the program once the grant ends. It should describe a plan for continuation beyond the grant period, and outline all other contemplated fund-raising efforts and future plans for applying for additional grants. Projections for operating and maintaining facilities and equipment should also be given. The applicant may discuss maintenance and future program funding if program funds are for construction activity; and may account for other needed expenditures if the program includes purchase of equipment.

Budget Development and Requirements

Although the degree of specificity of any budget will vary depending upon the nature of the project and the requirements of the funding source, a complete, well-thought-out budget serves to reinforce the applicant's credibility and to increase the likelihood of the proposal being funded. The categories of the proposed budget should align with the categories of allowable expenses of the grant program. The estimated expenses in the budget should build upon the justifications given in the narrative section of the proposal. A well-prepared budget should be reasonable and demonstrate that the funds being asked for will be used wisely. The budget should be as concrete and specific as possible in its estimates. Every effort should be made to be realistic, estimate costs accurately, and not underestimate personnel resources and time.

The budget format should be as clear as possible. It should begin with a Budget Summary, which, like the Proposal Summary, is written after the entire budget has been prepared. Each section of the budget should be in outline form, listing line items under major headings and subdivisions. Each of the major components should be subtotaled with a grand total placed at the end. If the funding source provides forms, most of these elements can simply be filled into the appropriate spaces.

In general, budgets may be divided into two categories: personnel costs and nonpersonnel costs. Be sure to review how much of the grant funding may be allowed for each category since some programs will restrict the percentage of the total award that may be allocated to different categories. In preparing the budget, the applicant may first review the proposal and make lists of items needed for the project. The personnel section usually includes a breakdown of the following items:

- salaries (including increases in multiyear projects),
- fringe benefits such as health insurance and retirement plans, and
- consultant and contract services.

The items in the nonpersonnel section will vary widely, but may include

- space/office rental or leasing costs,
- utilities (electric, gas, internet, phone),

- engineering or permitting fees,
- purchase or rental of equipment,
- training to use new equipment, and
- office supplies.

Some management and administration costs may be more difficult to assign to a specific category. Reviewing the grant program guidelines for the funding source may assist with assigning these expenses to specific categories. Budget adjustments are sometimes made after the grant award, but this can be a lengthy process. The applicant should be certain that implementation, continuation, and phase-down costs can be met. Costs associated with leases, evaluation systems, hard/soft match requirements, audits, development, implementation and maintenance of information and accounting systems, and other long-term financial commitments should be considered.

A well-prepared budget justifies all expenses and is consistent with the proposal narrative. Some areas in need of an evaluation for consistency are as follows:

- Salaries in the proposal in relation to those of the applicant organization should be similar.
- If new staff are being hired, additional space and equipment should be considered, as necessary.
- If the budget calls for an equipment purchase, it should be the type allowed by the grantor agency.
- If additional space is rented, the increase in insurance should be supported.
- In the case of federal grants, if an indirect cost rate applies to the proposal—such as outlined by the Office of Management and Budget (OMB) in Circulars such as numbers A-122, A-21, and A-87 (see <https://www.whitehouse.gov/omb/information-for-agencies/circulars/>)—the division between direct and indirect costs should not be in conflict, and the aggregate budget totals should refer directly to the approved formula.
- If matching funds are required, the contributions to the matching fund should be taken out of the budget unless otherwise specified in the application instructions.

In learning to develop a convincing budget and determining appropriate format, reviewing other grant proposals is often helpful. The applicant may ask government agencies and foundations for copies of winning grants proposals. Grants seekers may find the following examples of grants budgets helpful:

- Introduction to Project Budgets
<https://learning.candid.org/training/courses/introduction-to-project-budgets/>
- Creating a Sound Proposal Budget
<https://learning.candid.org/training/creating-a-sound-proposal-budget/>
- What Do Funders Look for in Grant Proposal Budgets?
<https://blog.candid.org/post/what-do-funders-look-for-in-grant-proposal-budgets/>
- How to Answer Budget Questions Funders Will Ask
<https://www.tgci.com/blog/2019/10/how-answer-budget-questions-funders-will-ask%C2%A0>
- Sample Budget Form (Substance Abuse and Mental Health Services Administration)

https://view.officeapps.live.com/op/view.aspx?src=https%3A%2F%2Fwww.samhsa.gov%2Fsites%2Fdefault%2Ffiles%2Fsample_budget_match_required_v2.docx&wdOrigin=BROWSELINK

In preparing budgets for government grants, the applicant may keep in mind that funding levels of federal assistance programs change yearly. It is useful to review the appropriations and average grants or loans awarded over the past several years to try to project future funding levels: see “Financial Information” section of the SAM.gov Assistance Listing program description for fiscal year appropriations and estimates; and “Range and Average of Financial Assistance” for prior years’ awards. However, it is safer to never anticipate that the income from the grant will be the sole support for larger projects. This consideration should be given to the overall budget requirements, and, in particular, to budget line items most subject to inflationary pressures. Restraint is important in determining inflationary cost projections (avoid padding budget line items), but the applicant may attempt to anticipate possible future increases.

For federal grants, it is also important to become familiar with grants management requirements. Each program description in the SAM.gov Assistance Listings database identifies the OMB circulars which are applicable. OMB circulars are available in full text on the web at <https://www.whitehouse.gov/omb/information-for-agencies/circulars/>.

To coordinate federal grants to states, Executive Order 12372, “Intergovernmental Review of Federal Programs,” was issued to foster intergovernmental partnership and strengthen federalism by relying on state and local processes for the coordination and review of proposed federal financial assistance and direct federal development. The executive order allows each state—if it wishes—to designate an office to perform this function, addresses of which may be found at the OMB website at <https://www.whitehouse.gov/wp-content/uploads/2020/04/SPOC-4-13-20.pdf>. States that are not listed on this web page have chosen not to participate in the intergovernmental review process. If the applicant is located within one of these states, he or she may still send application materials directly to a federal awarding agency.

Proposal Appendix

Lengthy documents that are referred to in the narrative are best added to the proposal in an appendix. Examples include more detailed budget line itemizations, letters of endorsement, partial list of previous funders, key staff resumes, annual reports, statistical data, maps, pictorial material, and newspaper and magazine articles about the organizations. Nonprofit organizations should include an IRS 501(c)(3) Letter of Tax-Exempt Status.

Additional Proposal Writing Websites

- How do I write a grant Proposal? (Candid)
<https://learning.candid.org/resources/knowledge-base/grant-proposals/>
- How to Write a Winning Grant Proposal (Candid)
<https://blog.candid.org/post/how-to-write-a-grant-proposal/>
- Online Proposal Writing Course (Candid)
<https://learning.candid.org/training/courses/online-proposal-writing-course/>
- Document Checklist for Grant Proposals (Candid)
<https://blog.candid.org/post/document-checklist-for-grant-proposals-part-1/>
- Tips for a Successful Grant Application (Environmental Protection Agency)
<https://www.epa.gov/ports-initiative/tips-successful-grant-application>

- 20 Tips for Grant Writing Success (U.S. Department of Agriculture, National Institute of Food and Agriculture)
https://www.nifa.usda.gov/sites/default/files/2022-03/20TipsforGrantWritingSuccess_FactSheet.pdf
- Developing and Writing Grant Proposals (Rutgers)
<https://njms.rutgers.edu/research/rast/DevelopingAndWritingGrantProposals.htm>
- Writing a Winning Grant Proposal (Education Money)
https://www.educationmoney.com/fed_write_proposal.html

Author Information

Maria Kreiser
Senior Research Librarian

Acknowledgments

Many thanks to Natalie Keegan, Analyst in American Federalism and Emergency Management Policy, for her invaluable contributions, and Clinton T. Brass, Specialist in Government Organization and Management, who provided expertise on needs assessments. A previous version of this report was prepared by Merete F. Gerli, formerly an Information Research Specialist at the Congressional Research Service.

Disclaimer

This document was prepared by the Congressional Research Service (CRS). CRS serves as nonpartisan shared staff to congressional committees and Members of Congress. It operates solely at the behest of and under the direction of Congress. Information in a CRS Report should not be relied upon for purposes other than public understanding of information that has been provided by CRS to Members of Congress in connection with CRS's institutional role. CRS Reports, as a work of the United States Government, are not subject to copyright protection in the United States. Any CRS Report may be reproduced and distributed in its entirety without permission from CRS. However, as a CRS Report may include copyrighted images or material from a third party, you may need to obtain the permission of the copyright holder if you wish to copy or otherwise use copyrighted material.

Learn how Capitol Hill really works

All of our programs and any combination of their topics can be tailored for custom training for your organization.

For more than 40 years, TheCapitol.Net and its predecessor, Congressional Quarterly Executive Conferences, have been teaching professionals from government, military, business, and NGOs about the dynamics and operations of the legislative and executive branches and how to work with them.

Our training, on-site and online, and publications include congressional operations, legislative and budget process, communication and advocacy, media and public relations, research, testifying before Congress, legislative drafting, critical thinking and writing, and more.

- **Diverse Client Base**—We have tailored hundreds of custom on-site and online training programs for Congress, numerous agencies in all federal departments, the military, law firms, lobbying firms, unions, think tanks and NGOs, foreign delegations, associations and corporations, delivering exceptional insight into how Washington works.™
- **Experienced Program Design and Delivery**—We have designed and delivered hundreds of custom programs covering congressional/legislative operations, budget process, media training, writing skills, legislative drafting, advocacy, research, testifying before Congress, grassroots, and more.
- **Professional Materials**—We provide training materials and publications that show how Washington works. Our publications are designed both as course materials and as invaluable reference tools.
- **Large Team of Experienced Faculty**—More than 150 faculty members provide independent subject matter expertise. Each program is designed using the best faculty member for each session.
- **Non-Partisan**—TheCapitol.Net is non-partisan.
- **GSA Schedule**—TheCapitol.Net is on the GSA Schedule for custom training: GSA Contract GS02F0192X.

Please see our Capability Statement on our web site at TCNCS.com.

Custom training programs are designed to meet your educational and training goals, each led by independent subject-matter experts best qualified to help you reach your educational objectives and align with your audience.

As part of your custom program, we can also provide online venue, classroom space, breaks and meals, receptions, tours, and online registration and individual attendee billing services.

For more information about custom on-site training for your organization, please see our web site: TCNCustom.com or call us: 202-678-1600, ext 115.



Non-partisan training and publications that show how Washington works.™

PO Box 25706, Alexandria, VA 22313-5706
202-678-1600 • www.thecapitol.net



TheCapitol.Net is on the GSA Schedule for custom training.
GSA Contract GS02F0192X

