

House Committee Funding: Process and Historical Appropriations and Authorizations

Updated October 10, 2023

Congressional Research Service

<https://crsreports.congress.gov>

RL32794



The House of Representatives and Senate Explained

Congressional Procedure

A Practical Guide to the Legislative Process in the U.S. Congress

Richard A. Arenberg

Foreword by Alan S. Frumin



RL32794

October 10, 2023

Ida A. Brudnick
Specialist on the Congress

House Committee Funding: Process and Historical Appropriations and Authorizations

This report provides an overview of funding for committees in the House of Representatives. In particular, it includes

- information on House consideration of the biennial committee funding resolution for the 118th Congress (H.Res. 197);
- enactment of appropriations for FY2023 (Division I of the Consolidated Appropriations Act, P.L. 117-328) and consideration of appropriations for FY2024 (H.R. 4364, H.Rept. 118-120);
- an overview of the committee funding process;
- a discussion of the relationship of the authorization and appropriations processes and timeline;
- a figure showing overall authorization levels since the 104th Congress (see **Figure 2**);
- a figure showing overall appropriations levels since the 104th Congress (see **Figure 3**);
- information on the division of funding between the majority and minority parties;
- sources of committee spending guidelines and regulations; and
- tables with committee funding requests and authorizations as adopted pursuant to primary expense authorizations for House committees in the 104th through 118th Congresses.

Contents

Most Recent Actions: 118 th Congress House Committee Funding Resolution	1
Actions in Prior Congress: 117 th Congress Initial House Committee Funding Resolution and Subsequent Adjustment	1
Committee Resolutions	2
House Committee Funding: Background and Process	2
Authorization.....	3
Overall Authorization Levels Since the 104 th Congress	4
Appropriations.....	4
Division of Funding Between the Majority and Minority.....	6
Guidelines, Sources of Regulations, and Spending Disclosure.....	6
House Committee Requests and Authorizations Since the 104 th Congress.....	6

Figures

Figure 1. House Committee Funding Timeline, 118 th Congress.....	3
Figure 2. Overall Authorization Levels Since the 104 th Congress.....	4
Figure 3. Appropriations for House Committees Since FY1996.....	5

Tables

Table 1. House Committee Funding: Requests and Amounts Authorized by the House, 118 th Congress	7
Table 2. House Committee Funding: Requests and Amounts Authorized by the House, 117 th Congress	8
Table 3. House Committee Funding: Requests and Amounts Authorized by the House, 116 th Congress	10
Table 4. House Committee Funding: Requests and Amounts Authorized by the House, 115 th Congress	12
Table 5. House Committee Funding: Requests and Amounts Authorized by the House, 114 th Congress	13
Table 6. House Committee Funding: Requests and Amounts Authorized by the House, 113 th Congress	15
Table 7. House Committee Funding: Requests and Amounts Authorized by the House, 112 th Congress	16
Table 8. House Committee Funding: Requests and Amounts Authorized by the House, 111 th Congress	17
Table 9. House Committee Funding: Requests and Amounts Authorized by the House, 110 th Congress	18
Table 10. House Committee Funding: Requests and Amounts Authorized by the House, 109 th Congress	20
Table 11. House Committee Funding: Requests and Amounts Authorized by the House, 108 th Congress	21

Table 12. House Committee Funding: Requests and Amounts Authorized by the House, 107 th Congress	22
Table 13. House Committee Funding: Requests and Amounts Authorized by the House, 106 th Congress	23
Table 14. House Committee Funding: Requests and Amounts Authorized by the House, 105 th Congress	24
Table 15. House Committee Funding: Requests and Amounts Authorized by the House, 104 th Congress	26

Contacts

Author Information.....	28
-------------------------	----

Most Recent Actions: 118th Congress House Committee Funding Resolution

As in previous Congresses, early in the 118th Congress, numerous resolutions were introduced “Providing amounts for the expenses of the Committee on ____ in the One Hundred Eighteenth Congress.”¹ These individual committee funding resolutions typically contained a section with the requested overall funding level for the entire Congress, followed by a section with requested session limitations, as well as sections on vouchers and regulations. These resolutions were referred to the Committee on House Administration (CHA).

The CHA held hearings on funding requests from the House committees on February 28 and March 1, 2023.

On March 7, 2023, the chairman of CHA introduced H.Res. 197, an omnibus committee funding resolution, which was referred to that committee. CHA held a markup of the resolution on March 8, and ordered it to be reported, as amended, by voice vote (H.Rept. 118-8). The House agreed to the resolution, as amended (H.Amdt. 110, offered by Chairman Steil), without objection on March 10 (H.Res. 197).

The resolution authorized a total of \$383.2 million for the 118th Congress, including \$179.7 million for the first session, \$185.5 million for the second session, and \$9.0 million for the reserve fund each session for unanticipated expenses.

Actions in Prior Congress: 117th Congress Initial House Committee Funding Resolution and Subsequent Adjustment

In keeping with historical practice, during the early months of the 117th Congress, numerous resolutions were introduced “Providing amounts for the expenses of the Committee on ____ in the One Hundred Seventeenth Congress.”² These individual committee funding resolutions typically contained a section with the requested overall funding level for the entire Congress, followed by a section with requested session limitations, as well as sections on vouchers and regulations. These resolutions were referred to the Committee on House Administration.

CHA held a hearing on committee funding requests on March 12, 2021. All committees were invited to testify, but committees submitting a bipartisan request were not required to appear. The vice chair and ranking member of the Committee on the Judiciary appeared to testify regarding their committee’s request.

¹ The 118th Congress resolutions include H.Res. 121, H.Res. 123, H.Res. 125, H.Res. 129, H.Res. 130, H.Res. 135, H.Res. 137, H.Res. 138, H.Res. 141, H.Res. 142, H.Res. 151, H.Res. 153, H.Res. 155, H.Res. 159, H.Res. 161, H.Res. 162, H.Res. 163, H.Res. 167, H.Res. 168, H.Res. 169, and H.Res. 174.

² The 117th Congress resolutions include H.Res. 194, H.Res. 199, H.Res. 200, H.Res. 201, H.Res. 206, H.Res. 207, H.Res. 208, H.Res. 210, H.Res. 211, H.Res. 212, H.Res. 213, H.Res. 217, H.Res. 223, H.Res. 227, H.Res. 229, H.Res. 238, H.Res. 258, H.Res. 262, H.Res. 264, H.Res. 265, H.Res. 287, and H.Res. 308. The Select Committee on Economic Disparity and Fairness in Growth was established pursuant to House Rules (H.Res. 8) and provided interim funding through March 31, 2021 (§4(g)(4)). H.Res. 316 did not provide funding for this select committee, but H.Res. 485, agreed to on June 23, 2021 (pursuant to Section 10 of H.Res. 486), provided \$3.5 million for the 117th Congress (\$1.5 million for the first session, \$2.0 million for the second session).

The chair of the CHA introduced H.Res. 316 on April 14, 2021, and it was referred to that committee. The CHA met on April 15 to consider the resolution and reported it out by voice vote (H.Rept. 117-18). It was adopted by the House on April 20 (as Section 4 of H.Res. 330). The resolution authorized a total of \$301.2 million for House committees for the 117th Congress, including \$150.2 million for the first session and \$150.9 million for the second session (this total does not include \$4.0 million for the reserve fund, including \$1.5 million in the first session and \$2.5 million in the second session).

Prior to the provision of funding pursuant to H.Res. 316, committees operated pursuant to interim funding. Interim funding has automatically been provided from January 3 through March 31 in each odd-numbered year in House rules for many years.³ The interim funding period was extended through April 22, 2021, pursuant to Section 10 of H.Res. 233.⁴

Committee Resolutions

The Committee on House Administration allocated funding from the reserve fund when it agreed, by committee poll, to Committee Resolution 117-16 in June-July 2021, Committee Resolution 117-18 in October 2021, and Committee Resolution 117-21 in June 2022.⁵

Consideration of a Second Resolution (H.Res. 1035)

The FY2022 legislative branch appropriations act (P.L. 117-103; enacted March 15, 2022) provided \$167.1 million (+21.0%) for House committees (other than the Committee on Appropriations).

Subsequent adjustments for individual committee authorization levels were made pursuant to H.Res. 1035 (117th Congress), which was considered as Section 2 of H.Res. 1065 (agreed to on April 28, 2022).

In the report accompanying H.Res. 1035 (H.Rept. 117-291), the Committee on House Administration included a table with revised funding levels for the 117th Congress and stated that they “were neither anticipated nor available at the time the Committee reported House Resolution 316, the primary expense resolution.”

House Committee Funding: Background and Process

Contemporary funding for House committees (except for the Committee on Appropriations) follows a two-step process of authorization and appropriation. Operating budgets for all standing and select committees of the House continued or created at the beginning of a new Congress (except for the Committee on Appropriations) are authorized biennially pursuant to an omnibus committee funding resolution, and appropriations are included in the legislative branch

³ House rules have automatically provided for interim funding since the 99th Congress (1985-1986). House Rule X, clause 7(a) (117th Congress) states that each committee

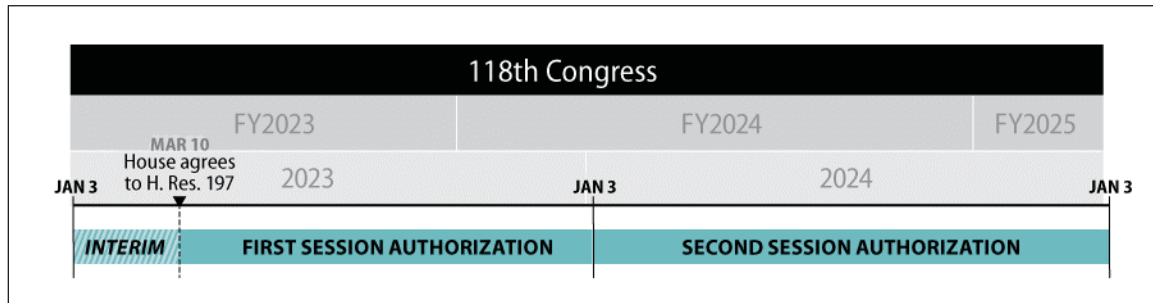
shall be entitled for each month ... to 9 percent (or such lesser percentage as may be determined by the Committee on House Administration) of the total annualized amount made available under expense resolutions for such committee in the preceding session of Congress.

⁴ For examples of prior interim funding period extensions, see H.Res. 133 (109th Cong.), H.Res. 163 (108th Cong.), and H.Res. 102 (105th Cong.).

⁵ Available at <https://cha.house.gov/committee-resolutions>.

appropriations bill. A comparison of the timing of authorizations and appropriations is shown in **Figure 1**.

Figure 1. House Committee Funding Timeline, 118th Congress



Sources: House rules for the 118th Congress and H.Res. 197 (118th Congress).

Authorization

Pursuant to House Rule X, clause 6, the Committee on House Administration (CHA) reports an omnibus, biennial “primary expense resolution” to cover the expenses of each standing and select committee, except the Appropriations Committee.⁶

The resolution is based in part on committee requests for funds to cover their expenses for the two years of a Congress.⁷ The budgetary requests include estimated salary needs for staff; costs of consulting services; communications expenses including certain printing, postage, or website costs; office equipment and supply costs; and some travel costs, particularly for domestic travel, for committee members and staff. Some costs, such as government contributions for pension and insurance contributions for committee employees, student loan repayment, and transit subsidies, are not included in committee budgets but are provided for in other funds appropriated for the House.⁸

Some House committees discuss and approve their proposed budgets at committee organization or business meetings. Individual committee chairs typically introduce a House resolution to provide a committee with the requisite funds for the two years of the Congress. These individual resolutions are then referred to the CHA, which may hold a public hearing on the committee’s request. The chair and the ranking minority member from each committee may testify at these hearings, although in some years, committees that submitted a bipartisan budget request have not been required to appear before the committee.⁹

The chair of CHA then typically introduces an omnibus funding resolution, which, after its referral to the CHA, typically serves as the legislative vehicle for a full committee markup. The measure is then considered by the House.

⁶ The Committee on Appropriations has been funded separately through the annual appropriations acts since the enactment of the Legislative Reorganization Act of 1946 (P.L. 79-601, §202(b), 60 Stat. 834).

⁷ The provision of biennial funding dates to the 104th Congress (H.Res. 6).

⁸ In particular, see “Government Contributions” in Table 6 in CRS Report R47624, *Legislative Branch: FY2024 Appropriations*.

⁹ H.Rept. 117-18 states “Following the practice from last Congress, committees who submitted a bipartisan budget request would not be required to appear before the Committee, although all committees were invited to appear if they chose to do so.” See also the House report accompanying the expense resolution for the 116th Congress (H.Rept. 116-20).

Pocket Constitution



The Declaration of Independence
The Constitution of the United States
The Bill of Rights
Amendments XI–XXVII
Gettysburg Address



TheCapitolNet

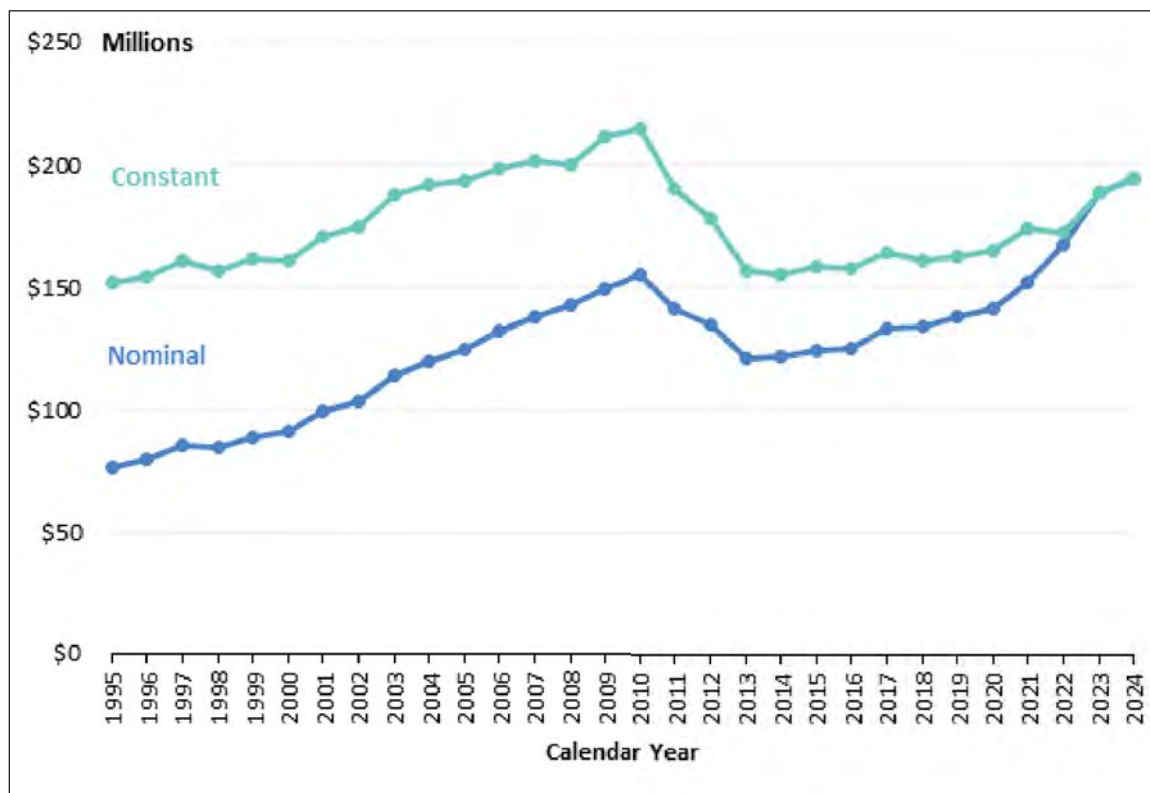
TCNFPC.com

Overall Authorization Levels Since the 104th Congress

Figure 2 shows the aggregate committee funding authorization level since 1995, in both nominal and constant dollars.

Figure 2. Overall Authorization Levels Since the 104th Congress

In current (nominal) and constant dollars, and not including the House Appropriations Committee



Source: Congressional Research Service, based on resolutions authorizing funds for House committees. Constant (2023) dollars based on Consumer Price Index for All Urban Consumers (CPI-U, Bureau of Labor Statistics, U.S. Department of Labor), January-June average.

Notes: The aggregate 2022 authorization includes the revised levels adopted in H.Res. 1035, 117th Congress. According to the Committee on House Administration's *Committees' Congressional Handbook*, "Committee funds are available for services provided and expenses incurred from January 3 of one year through January 2 of the following year." The authorizing resolutions do not include the House Appropriations Committee, and that committee is not represented in this figure. Resolutions for the 105th and 106th Congresses did not specify allocations for the reserve fund by session, and those authorizations are not included in the total for those years (\$7.9 million for the 105th Congress and \$3.0 million for the 106th Congress). The table also does not reflect any broader changes to the account (e.g., centralization of certain employee benefits).

Appropriations

Appropriations for House committees are provided in the annual legislative branch appropriations bill. Funding provided in the annual appropriations act generally remains available until the end of a Congress.¹⁰

¹⁰ For example, the Consolidated Appropriations Act, 2021 (P.L. 116-260) contained language stating that funding (continued...)

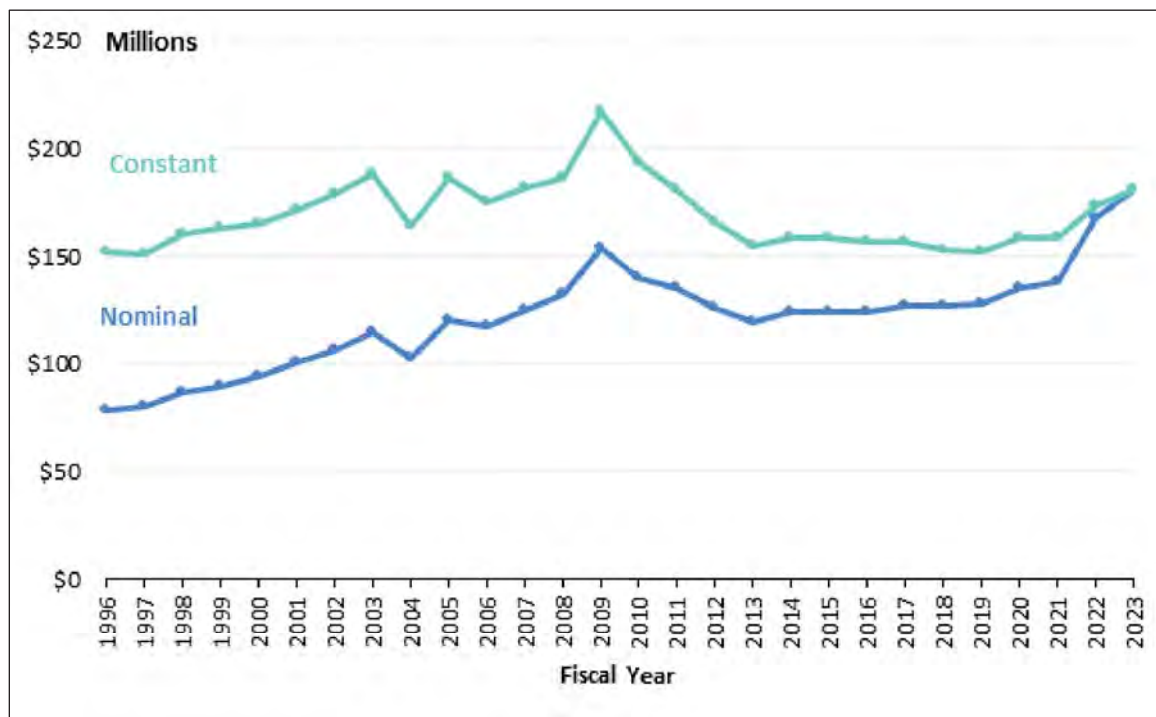
Funding is contained in the appropriation heading “committee employees,” which typically comprises two subheadings:

- The first subheading contains funds for personnel and nonpersonnel expenses of House committees, except the Appropriations Committee, as authorized by the House in a committee expense resolution. The FY2023 act provided \$180.6 million, the same level provided in the House-reported FY2024 bill (H.R. 4364, H.Rept. 118-120). The House had requested \$184.2 million (+2.0%).
- The second subheading contains funds for the personnel and nonpersonnel expenses of the Committee on Appropriations. The FY2023 act, the FY2024 request, and the FY2024 House-reported bill each contain \$31.3 million.

Figure 3 shows funding for “Standing Committees, Special and Select” since FY1996, in both nominal and constant dollars.

Figure 3. Appropriations for House Committees Since FY1996

In current (nominal) and constant dollars, and not including the House Appropriations Committee



Source: Congressional Research Service, based on annual legislative branch appropriations acts. Constant (2023) dollars based on Consumer Price Index for All Urban Consumers (CPI-U, Bureau of Labor Statistics, U.S. Department of Labor), January-June average.

Notes: Total includes any supplementals, rescissions, and the FY2013 sequestration.

provided for “Standing Committees, Special and Select” shall remain available until December 31, 2022. Some years, the acts have provided for some amount to remain available until expended for a particular purpose (e.g., committee room upgrading). Depending on the level, purpose, and use of these no-year funds, any comparison or relationship between the authorization and appropriation may be complicated.

Division of Funding Between the Majority and Minority

Clause 6(d) of House Rule X requires that “the minority party (be) treated fairly in the appointment” of committee staff employed pursuant to such expense resolutions. In addition, House Rule X, clause 9, addresses the appointment of minority staff. In recent years, the House majority leadership has encouraged its committee leaders to provide the minority with one-third of the committee staff and resources authorized in the biennial funding resolutions. Statements made by the chair and ranking member of the Committee on House Administration at the beginning of its committee funding review in recent Congresses indicate a general consensus that all House committees should provide at least one-third minority staffing.

Guidelines, Sources of Regulations, and Spending Disclosure

The use of committee funds is subject to chamber rules, law, and regulations promulgated by the Committee on House Administration, the House Communications Standards Commission, and the Ethics Committee, among other House entities. These regulations may be found in a wide variety of sources, including statute, House rules, committee resolutions, the *Committees’ Congressional Handbook*,¹¹ the *Communications Standards Manual*,¹² the *House Ethics Manual*,¹³ “Dear Colleague” letters, and formal and informal guidance. Committee funds may only be used to support the conduct of official committee business, and they may not be used for personal or campaign purposes, or comingled with funds appropriated to any other source of official funds, such as the Members’ Representational Allowance (MRA).

Information on individual committee spending is published quarterly in the *Statements of Disbursement of the House*.¹⁴

House Committee Requests and Authorizations Since the 104th Congress

Table 1 provides the requested and authorized levels of funding for committees for the 118th Congress.

This is followed by tables providing committee funding requests and authorized amounts in nominal dollars for House committees in the 104th-117th Congresses.

Additionally, all tables show differences between the total requested and the total authorized funding levels (for committees other than the Committee on Appropriations, which as stated above, historically has been funded separately through the annual appropriations acts).¹⁵

¹¹ Available at <https://cha.house.gov/>.

¹² Available at <https://cha.house.gov/>.

¹³ Available at <https://ethics.house.gov/house-ethics-manual>.

¹⁴ Available at <https://www.house.gov/the-house-explained/open-government/statement-of-disbursements>.

¹⁵ The tables reflect levels included in the omnibus committee funding resolution, other House resolutions allocating specified dollar amounts, and Committee on House Administration committee resolutions allocating funds from the Reserve Fund. For additional information, a congressional distribution memorandum, *Funding and Staffing for House Temporary Select Committees with an Investigative Mandate since the 105th Congress*, is available to congressional clients upon request.

Table I. House Committee Funding: Requests and Amounts Authorized by the House, 118th Congress

Committee	Request			Authorization			Difference ^a
	1 st Session	2 nd Session	Total	1 st Session	2 nd Session	Total	
Agriculture	\$7,096,894	\$7,096,894	\$14,193,788	\$7,097,000	\$7,097,000	\$14,194,000	\$212
Armed Services	\$12,294,760	\$13,667,110	\$25,961,870	\$11,716,000	\$13,024,000	\$24,740,000	-\$1,221,870
Budget	\$5,994,695	\$5,994,695	\$11,989,390	\$5,995,000	\$5,995,000	\$11,990,000	\$610
Education and Workforce	\$9,255,723	\$9,811,066	\$19,066,789	\$9,065,000	\$9,609,000	\$18,674,000	-\$392,789
Energy and Commerce	\$13,752,741	\$13,949,908	\$27,696,649	\$13,611,000	\$13,800,000	\$27,411,000	-\$285,649
Ethics	\$4,517,066	\$4,759,224	\$9,276,290	\$4,517,000	\$4,759,000	\$9,276,000	-\$290
Financial Services	\$10,185,000	\$10,185,000	\$20,370,000	\$10,185,000	\$10,185,000	\$20,370,000	\$0
Foreign Affairs ^b	\$10,826,758	\$10,826,758	\$21,653,516	\$10,827,000	\$10,827,000	\$21,654,000	\$484
Homeland Security	\$9,461,988	\$9,461,988	\$18,923,976	\$9,389,000	\$9,389,000	\$18,778,000	-\$145,976
House Administration	\$7,405,638	\$7,901,652	\$15,307,290	\$7,405,000	\$7,902,000	\$15,307,000	-\$290
Judiciary	\$11,356,727	\$11,356,727	\$22,713,454	\$11,357,000	\$11,357,000	\$22,714,000	\$546
Natural Resources	\$8,801,142	\$8,801,142	\$17,602,284	\$8,773,000	\$8,773,000	\$17,546,000	-\$56,284
Oversight and Accountability	\$14,772,228	\$15,151,408	\$29,923,637	\$14,772,000	\$15,151,000	\$29,923,000	-\$637
Rules	\$4,167,807	\$4,167,807	\$8,335,614	\$4,168,000	\$4,168,000	\$8,336,000	\$386
Science, Space & Technology	\$7,902,914	\$8,388,105	\$16,291,019	\$6,845,000	\$7,266,000	\$14,111,000	-\$2,180,019
Small Business	\$3,750,000	\$3,750,000	\$7,500,000	\$3,621,000	\$3,749,000	\$7,370,000	-\$130,000
Transportation & Infrastructure	\$10,883,194	\$10,883,194	\$21,766,388	\$10,883,000	\$10,883,000	\$21,766,000	-\$388

Committee	Request			Authorization			Difference ^a
	1 st Session	2 nd Session	Total	1 st Session	2 nd Session	Total	
Veterans' Affairs	\$5,271,175	\$5,482,022	\$10,753,197	\$5,271,000	\$5,482,000	\$10,753,000	-\$197
Ways & Means	\$13,000,000	\$14,300,000	\$27,300,000	\$11,540,000	\$12,692,000	\$24,232,000	-\$3,068,000
Permanent Select Intelligence	\$8,200,000	\$9,000,000	\$17,200,000	\$8,197,000	\$8,998,000	\$17,195,000	-\$5,000
Select Strategic Competition Between the United States and the Chinese Communist Party	\$4,470,816	\$4,421,809	\$8,892,625	\$4,471,000	\$4,421,000	\$8,892,000	-\$625
Reserve Fund				\$9,000,000	\$9,000,000	\$18,000,000	

Source: House committee funding resolutions in the 118th Congress; H.Res. 197.

Notes: H.Res. 5 (118th Congress) changed the names of two committees:

- Committee on Education and the Workforce (formerly Committee on Education and Labor); and
 - Committee on Oversight and Accountability (formerly Committee on Oversight and Reform).
- a. The "Difference" column represents the value of the total "Authorization" minus the total "Request." A negative number indicates the authorization for the Congress was less than the request.
 - b. The report to accompany H.Res. 197 (H.Rept. 118-8) states: "The amount provided to the Committee on Foreign Affairs includes \$696,080 (\$348,040 for each session) to provide funding for the Tom Lantos Human Rights Commission, and \$476,700 (\$238,350 for each session) for the House Democracy Partnership."

Table 2. House Committee Funding: Requests and Amounts Authorized by the House, 117th Congress

Committee	Request			Authorization (initial in H.Res. 316 and committee resolutions)			Difference ^a	Authorization (revised by H.Res. 1035)	
	1 st Session	2 nd Session	Total	1 st Session	2 nd Session	Total		2 nd Session	Total
Agriculture	\$6,332,330	\$6,332,330	\$12,664,660	\$6,144,497	\$6,144,497	\$12,288,994	-\$375,666	\$6,758,947	\$12,903,444
Armed Services	\$10,075,885	\$10,871,362	\$20,947,247	\$9,117,992	\$9,437,992	\$18,555,984	-\$2,391,263	\$10,381,791	\$19,499,783

Committee	Request			Authorization (initial in H.Res. 316 and committee resolutions)			Difference ^a	Authorization (revised by H.Res. 1035)	
	1 st Session	2 nd Session	Total	1 st Session	2 nd Session	Total		2 nd Session	Total
Budget	\$5,565,212	\$5,565,212	\$11,130,424	\$5,449,723	\$5,449,723	\$10,899,446	-\$230,978	\$5,994,695	\$11,444,418
Education and Labor	\$8,271,434	\$8,271,434	\$16,542,868	\$7,863,825	\$7,863,825	\$15,727,650	-\$815,218	\$8,650,208	\$16,514,033
Energy and Commerce	\$12,073,692	\$12,073,692	\$24,147,384	\$11,717,377	\$11,417,377	\$23,134,754	-\$1,012,630	\$12,559,115	\$24,276,492
Ethics	\$3,507,696	\$3,507,696	\$7,015,392	\$3,507,696	\$3,507,696	\$7,015,392	\$0	\$3,858,466	\$7,366,162
Financial Services	\$9,179,351	\$9,179,351	\$18,358,702	\$8,965,878	\$8,965,878	\$17,931,756	-\$426,946	\$9,862,466	\$18,828,344
Foreign Affairs	\$8,726,141	\$8,726,141	\$17,452,282	\$8,653,430	\$8,653,430	\$17,306,860	-\$145,422	\$9,518,773	\$18,172,203
Homeland Security	\$8,189,181	\$8,189,181	\$16,378,362	\$8,036,701	\$8,036,701	\$16,073,402	-\$304,960	\$8,840,371	\$16,877,072
House Administration	\$5,590,190	\$5,892,211	\$11,482,401	\$5,590,190	\$5,892,211	\$11,482,401	\$0	\$6,481,432	\$12,071,622
Judiciary	\$8,728,827	\$9,165,268	\$17,894,095	\$8,506,115	\$8,506,115	\$17,012,230	-\$881,865	\$9,356,727	\$17,862,842
Natural Resources	\$7,652,963	\$7,652,963	\$15,305,926	\$7,295,361	\$7,295,361	\$14,590,722	-\$715,204	\$8,024,897	\$15,320,258
Oversight and Reform	\$13,738,871	\$13,738,871	\$27,477,742	\$13,896,964	\$13,896,964	\$27,793,928	\$316,186	\$15,286,660	\$29,183,624
Rules	\$3,410,369	\$3,444,469	\$6,854,838	\$3,410,369	\$3,444,469	\$6,854,838	\$0	\$4,167,807	\$7,578,176
Science, Space, and Technology	\$5,790,750	\$6,311,500	\$12,102,250	\$5,816,818	\$5,816,818	\$11,633,636	-\$468,614	\$6,398,500	\$12,215,318
Small Business	\$3,500,000	\$3,500,000	\$7,000,000	\$3,253,055	\$3,253,055	\$6,506,110	-\$493,890	\$3,578,361	\$6,831,416
Transportation and Infrastructure	\$9,815,165	\$9,815,165	\$19,630,330	\$9,597,173	\$9,597,173	\$19,194,346	-\$435,984	\$10,556,890	\$20,154,063
Veterans' Affairs	\$5,542,031	\$5,542,031	\$11,084,062	\$4,791,977	\$4,791,977	\$9,583,954	-\$1,500,108	\$5,271,175	\$10,063,152
Ways and Means	\$10,119,889	\$10,514,565	\$20,634,454	\$10,100,104	\$9,800,104	\$19,900,208	-\$734,246	\$10,780,114	\$20,880,218
Permanent Select Intelligence	\$7,166,225	\$7,166,225	\$14,332,450	\$6,543,075	\$6,543,075	\$13,086,150	-\$1,246,300	\$7,197,383	\$13,740,458

Committee	Request			Authorization (initial in H.Res. 316 and committee resolutions)			Difference ^a	Authorization (revised by H.Res. 1035)	
	1 st Session	2 nd Session	Total	1 st Session	2 nd Session	Total		2 nd Session	Total
Select Climate Crisis	\$1,915,000	\$1,950,000	\$3,865,000	\$1,915,000	\$1,950,000	\$3,865,000	\$0	\$2,145,000	\$4,060,000
Select Modernization of Congress	\$1,150,000	\$1,150,000	\$2,300,000	\$1,001,250	\$1,041,250	\$2,042,500	-\$257,500	\$1,145,375	\$2,146,625
Reserve Fund	-	-	-	\$1,500,000	\$2,500,000	\$4,000,000	-	-	-
Select Economic Disparity and Fairness in Growth	-	-	-	\$1,500,000	\$2,200,000	\$3,700,000	-	-	-

Source: House committee funding resolutions in the 117th Congress; H.Res. 316 (as adopted by the House as Section 4 of H.Res. 330); H.Res. 485 (as adopted by the House pursuant to Section 10 of H.Res. 486, providing funding for the Select Committee on Economic Disparity and Fairness in Growth); the revised levels adopted in H.Res. 1035; House Administration, Committee Resolutions 117-16 (providing funding for the first and second session for the Committees on Armed Services, the Judiciary, and the Select Committee on the Modernization of Congress), 117-18 (providing funding for the Committees on Energy and Commerce, and Ways and Means), and 117-21 (providing funding for the Select Committee on Economic Disparity and Fairness in Growth). The reserve fund levels reflect the amount provided in H.Res. 316 and do not reflect any subsequent allocations from the fund.

Notes:

- The "Difference" column represents the value of the total initial "Authorization" minus the total "Request." A negative number indicates the initial authorization for the Congress was less than the request.

Table 3. House Committee Funding: Requests and Amounts Authorized by the House, 116th Congress

Committee	Request			Authorization			Difference ^a
	1 st Session	2 nd Session	Total	1 st Session	2 nd Session	Total	
Agriculture	\$6,225,565	\$6,225,565	\$12,451,130	\$5,756,664	\$5,756,664	\$11,513,328	-\$937,802
Armed Services	\$8,535,980	\$9,205,122	\$17,741,102	\$8,175,111	\$8,560,111	\$16,735,222	-\$1,005,880
Budget	\$5,190,212	\$5,190,212	\$10,380,424	\$5,190,212	\$5,190,212	\$10,380,424	\$0
Education and Labor	\$7,638,701	\$7,880,301	\$15,519,002	\$7,289,357	\$7,689,357	\$14,978,714	-\$540,288
Energy and Commerce	\$11,292,293	\$11,292,293	\$22,584,586	\$10,573,692	\$11,173,692	\$21,747,384	-\$837,202

Committee	Request			Authorization			Difference ^a
	1 st Session	2 nd Session	Total	1 st Session	2 nd Session	Total	
Ethics	\$3,590,663	\$3,590,663	\$7,181,326	\$3,507,696	\$3,507,696	\$7,015,392	-\$165,934
Financial Services	\$8,705,005	\$8,705,005	\$17,410,010	\$8,538,931	\$8,538,931	\$17,077,862	-\$332,148
Foreign Affairs	\$8,072,103	\$8,072,103	\$16,144,206	\$8,120,362	\$8,310,362	\$16,430,724	\$286,518
Homeland Security	\$8,718,127	\$9,114,309	\$17,832,436	\$7,654,001	\$7,654,001	\$15,308,002	-\$2,524,434
House Administration	\$5,172,211	\$5,472,211	\$10,644,422	\$5,172,211	\$5,472,211	\$10,644,422	\$0
Judiciary	\$9,277,000	\$9,555,310	\$18,832,310	\$7,930,297	\$7,930,297	\$15,860,594	-\$2,971,716
Natural Resources	\$7,223,131	\$7,223,131	\$14,446,262	\$6,947,963	\$6,947,963	\$13,895,926	-\$550,336
Oversight and Reform	\$9,495,035	\$10,444,538	\$19,939,573	\$9,495,034	\$11,495,034	\$20,990,068	\$1,050,495
Rules	\$3,327,190	\$3,327,190	\$6,654,380	\$3,327,189	\$3,327,189	\$6,654,378	-\$2
Science, Space, and Technology	\$5,766,700	\$5,766,700	\$11,533,400	\$5,539,827	\$5,539,827	\$11,079,654	-\$453,746
Small Business	\$3,369,000	\$3,369,000	\$6,738,000	\$3,098,148	\$3,098,148	\$6,196,296	-\$541,704
Transportation and Infrastructure	\$9,086,025	\$9,206,025	\$18,292,050	\$8,915,165	\$9,365,165	\$18,280,330	-\$11,720
Veterans' Affairs	\$5,542,031	\$5,542,031	\$11,084,062	\$4,138,192	\$4,513,192	\$8,651,384	-\$2,432,678
Ways and Means	\$10,119,889	\$10,514,565	\$20,634,454	\$9,133,432	\$9,533,432	\$18,666,864	-\$1,967,590
Permanent Select Intelligence	\$7,550,369	\$7,714,584	\$15,264,953	\$6,231,500	\$6,231,500	\$12,463,000	-\$2,801,953
Select Climate Crisis	-	-	-	\$1,890,750	\$1,890,750	\$3,781,500	-
Select Modernization of Congress	-	-	-	\$900,000	\$950,000	\$1,850,000	-
Reserve Fund	-	-	-	\$1,500,000	\$6,500,000	\$8,000,000	-

Sources: House committee funding resolutions in the 116th Congress; H.Res. 245; H.Res. 935 (providing funding for the Select Subcommittee on the Coronavirus Crisis as a select investigative subcommittee of the Committee on Oversight and Reform); House Administration, Committee Resolutions 116-12 and 116-14 (providing funding for the Select Committee on the Modernization of Congress), and Committee Resolution 116-18 (providing funding for the Committees on Armed Services, Education and Labor, Energy and Commerce, Foreign Affairs, Transportation and Infrastructure, Veterans' Affairs, and Ways and Means). The reserve fund levels reflect the amount provided in H.Res. 245 and do not reflect any subsequent allocations from the fund.

Note: H.Res. 6 (116th Congress) changed the names of two committees:

- Education and Labor (formerly Education and the Workforce); and

- Oversight and Reform (formerly Oversight and Government Reform).

a. The "Difference" column represents the value of the total "Authorization" minus the total "Request." A negative number indicates the authorization for the Congress was less than the request.

Table 4. House Committee Funding: Requests and Amounts Authorized by the House, 115th Congress

Committee	Request			Authorization			Difference ^a
	1 st Session	2 nd Session	Total	1 st Session	2 nd Session	Total	
Agriculture	\$5,699,668	\$5,737,848	\$11,437,516	\$5,699,668	\$5,737,849	\$11,437,517	\$1
Armed Services	\$8,475,630	\$8,880,207	\$17,355,837	\$8,094,170	\$8,094,170	\$16,188,340	-\$1,167,497
Budget	\$5,190,212	\$5,190,212	\$10,380,424	\$5,190,212	\$5,190,212	\$10,380,424	\$0
Education and Workforce	\$7,146,429	\$7,307,783	\$14,454,212	\$7,146,429	\$7,307,783	\$14,454,212	\$0
Energy and Commerce	\$10,265,721	\$10,265,721	\$20,531,442	\$10,265,721	\$10,265,721	\$20,531,442	\$0
Ethics	\$3,100,663	\$3,100,663	\$6,201,326	\$3,340,663	\$3,340,663	\$6,681,326	\$480,000
Financial Services	\$8,290,225	\$8,290,225	\$16,580,450	\$8,290,225	\$8,290,225	\$16,580,450	\$0
Foreign Affairs	\$7,984,332	\$7,984,332	\$15,968,664	\$7,836,993	\$8,036,993	\$15,873,986	-\$94,678
Homeland Security	\$7,503,923	\$7,503,923	\$15,007,846	\$7,503,923	\$7,503,923	\$15,007,846	\$0
House Administration	\$5,021,565	\$5,321,565	\$10,343,130	\$5,021,565	\$5,321,565	\$10,343,130	\$0
Judiciary	\$8,053,500	\$8,328,500	\$16,382,000	\$7,625,286	\$7,725,286	\$15,350,572	-\$1,031,428
Natural Resources	\$6,879,172	\$6,879,172	\$13,758,344	\$6,879,172	\$6,879,172	\$13,758,344	\$0
Oversight and Government Reform	\$9,297,736	\$9,297,736	\$18,595,472	\$9,129,841	\$9,129,841	\$18,259,682	-\$335,790
Rules	\$3,130,281	\$3,130,281	\$6,260,562	\$3,230,281	\$3,230,281	\$6,460,562	\$200,000
Science, Space, and Technology	\$5,484,978	\$5,484,978	\$10,969,956	\$5,484,978	\$5,484,978	\$10,969,956	\$0
Small Business	\$3,037,400	\$3,249,637	\$6,287,037	\$3,037,400	\$3,249,637	\$6,287,037	\$0
Transportation and Infrastructure	\$8,655,500	\$8,760,500	\$17,416,000	\$8,655,500	\$8,760,500	\$17,416,000	\$0

Committee	Request			Authorization			Difference ^a
	1 st Session	2 nd Session	Total	1 st Session	2 nd Session	Total	
Veterans' Affairs	\$3,979,031	\$3,979,031	\$7,958,062	\$3,979,031	\$4,179,031	\$8,158,062	\$200,000
Ways and Means	\$8,954,346	\$8,986,346	\$17,940,692	\$8,954,346	\$8,986,346	\$17,940,692	\$0
Permanent Select Intelligence	\$6,050,000	\$6,050,000	\$12,100,000	\$6,050,000	\$6,050,000	\$12,100,000	\$0
Reserve Fund	-	-	-	\$1,250,000	\$1,250,000	\$2,500,000	-

Sources: Data taken from individual committee funding resolutions introduced in the House for the 115th Congress (2017-2018); H.Res. 173, Committee Resolution 115-9 (providing funding for the Committee on Foreign Affairs) and Committee Resolution 115-19 (providing funding for the Committee on Veterans' Affairs). The reserve fund levels reflect the amount provided in H.Res. 173 and do not reflect any subsequent allocations from the fund.

Note:

- The "Difference" column represents the value of the total "Authorization" minus the total "Request." A negative number indicates the authorization for the Congress was less than the request.

Table 5. House Committee Funding: Requests and Amounts Authorized by the House, 114th Congress

Committee	Request			Authorization			Difference ^a
	1 st Session	2 nd Session	Total	1 st Session	2 nd Session	Total	
Agriculture	\$5,086,548	\$5,086,548	\$10,173,096	\$5,086,548	\$5,086,548	\$10,173,096	\$0
Armed Services	\$7,841,250	\$8,027,843	\$15,869,093	\$7,104,170	\$7,104,170	\$14,208,340	-\$1,660,753
Budget	\$5,190,212	\$5,190,212	\$10,380,424	\$5,190,212	\$5,190,212	\$10,380,424	\$0
Education and Workforce	\$7,022,290	\$7,022,290	\$14,044,580	\$7,022,290	\$7,022,290	\$14,044,580	\$0
Energy and Commerce	\$9,765,721	\$9,765,721	\$19,531,442	\$10,065,721	\$11,055,721	\$21,121,442	\$1,590,000
Ethics	\$3,050,663	\$3,050,663	\$6,101,326	\$3,100,663	\$3,100,663	\$6,201,326	\$100,000
Financial Services	\$7,583,426	\$7,607,041	\$15,190,467	\$7,543,426	\$7,543,426	\$15,086,852	-\$103,615
Foreign Affairs	\$7,611,993	\$7,611,993	\$15,223,986	\$7,461,993	\$7,461,993	\$14,923,986	-\$300,000
Homeland Security	\$7,223,000	\$7,532,400	\$14,755,400	\$7,203,923	\$7,203,923	\$14,407,846	-\$347,554
House Administration	\$4,646,565	\$4,646,565	\$9,293,130	\$4,646,565	\$4,646,565	\$9,293,130	\$0

By Bradford Fitch

Includes
U.S. Constitution and
Declaration of Independence



Citizen's Handbook

To Influencing Elected Officials

Citizen Advocacy in
State Legislatures and Congress



TheCapitolNet

Committee	Request			Authorization			Difference ^a
	1 st Session	2 nd Session	Total	1 st Session	2 nd Session	Total	
Judiciary	\$7,768,700	\$7,811,900	\$15,580,600	\$7,197,786	\$7,197,786	\$14,395,572	-\$1,185,028
Natural Resources	\$6,786,922	\$6,786,922	\$13,573,844	\$6,711,387	\$6,711,387	\$13,422,774	-\$151,070
Oversight and Government Reform	\$9,029,841	\$9,029,841	\$18,059,682	\$9,029,841	\$9,029,841	\$18,059,682	\$0
Rules	\$2,885,982	\$2,885,982	\$5,771,964	\$2,960,982	\$2,885,982	\$5,846,964	\$75,000
Science, Space, and Technology	\$5,335,800	\$5,457,350	\$10,793,150	\$5,335,582	\$5,335,582	\$10,671,164	-\$121,986
Small Business	\$3,128,750	\$3,171,794	\$6,300,544	\$3,022,614	\$3,022,614	\$6,045,228	-\$255,316
Transportation and Infrastructure	\$8,360,900	\$8,360,900	\$16,721,800	\$8,364,130	\$8,364,130	\$16,728,260	\$6,460
Veterans' Affairs	\$3,752,546	\$3,752,546	\$7,505,092	\$3,479,031	\$3,479,031	\$6,958,062	-\$547,030
Ways and Means	\$8,857,645	\$8,857,645	\$17,715,290	\$8,757,645	\$8,757,645	\$17,515,290	-\$200,000
Permanent Select Intelligence	\$4,597,000	\$4,597,000	\$9,194,000	\$4,598,655	\$4,598,655	\$9,197,310	\$3,310
Reserve Fund	-	-	-	\$500,000	\$500,000	\$1,000,000	-

Sources: Data for requests from individual committees is from committee funding resolutions introduced in the House for the 114th Congress (2015-2016); for authorization levels, H.Res. 132; for adjustments to the initial authorization levels, Committee Resolution 114-10, Committee Resolution 114-19, and H.Res. 933 (all providing additional funding for the Committee on Energy and Commerce). The reserve fund levels reflect the amount provided in H.Res. 132 and do not reflect any subsequent allocations from the fund.

Note:

- a. The "Difference" column represents the value of the total "Authorization" minus the total "Request." A negative number indicates the authorization for the Congress was less than the request.

Table 6. House Committee Funding: Requests and Amounts Authorized by the House, 113th Congress

Committee	Request			Authorization			Difference ^b
	1 st Session	2 nd Session	Total	1 st Session	2nd Session ^a	Total	
Agriculture	-	-	-	\$5,036,187	\$5,086,549	\$10,122,736	-
Armed Services	-	-	-	\$6,563,535	\$6,629,170	\$13,192,705	-
Budget	-	-	-	\$5,138,824	\$5,190,212	\$10,329,036	-
Education and Workforce	-	-	-	\$6,952,763	\$7,022,291	\$13,975,054	-
Energy and Commerce	-	-	-	\$9,520,516	\$9,615,721	\$19,136,237	-
Ethics	-	-	-	\$3,020,459	\$3,050,664	\$6,071,123	-
Financial Services	-	-	-	\$7,394,482	\$7,468,427	\$14,862,909	-
Foreign Affairs	-	-	-	\$7,388,112	\$7,461,993	\$14,850,105	-
Homeland Security	-	-	-	\$7,033,588	\$7,103,924	\$14,137,512	-
House Administration	-	-	-	\$4,600,560	\$4,646,566	\$9,247,126	-
Judiciary	-	-	-	\$7,077,016	\$7,147,786	\$14,224,802	-
Natural Resources	-	-	-	\$6,555,829	\$6,621,387	\$13,177,216	-
Oversight and Government Reform	-	-	-	\$8,940,437	\$9,029,841	\$17,970,278	-
Rules	-	-	-	\$2,857,408	\$2,885,982	\$5,743,390	-
Science, Space, and Technology	-	-	-	\$5,282,755	\$5,335,583	\$10,618,338	-
Small Business	-	-	-	\$2,992,688	\$3,022,615	\$6,015,303	-
Transportation and Infrastructure	-	-	-	\$8,182,307	\$8,264,130	\$16,446,437	-
Veterans' Affairs	-	-	-	\$3,048,546	\$3,079,031	\$6,127,577	-
Ways and Means	-	-	-	\$8,423,411	\$8,507,645	\$16,931,056	-
Permanent Select Intelligence	-	-	-	\$4,389,758	\$4,433,656	\$8,823,414	-

Sources: H.Res. 115, 113th Congress; House Administration, Committee Resolution 113-7.

Notes: No individual committee funding resolutions were introduced during the 113th Congress.

- a. Committee Resolution 113-7 specified additional dollar amounts for each committee for the second session, equivalent to a 1% increase over the original authorization from H.Res. 115, from the reserve fund. The second session and total authorizations reflect this adjustment. The reserve fund established in H.Res. 115 did not contain a specified dollar amount, but was equivalent to the difference between amounts made available for “House of Representatives—Committee Employees, Standing Committees, Special and Select” in successive fiscal years.
- b. No individual committee funding resolutions were introduced during the 113th Congress.

Table 7. House Committee Funding: Requests and Amounts Authorized by the House, 112th Congress

Committee	Request			Authorization			Difference ^a
	1 st Session	2 nd Session	Total	1 st Session	2 nd Session	Total	
Agriculture	\$6,189,494	\$6,045,553	\$12,235,047	\$6,189,494	\$5,658,638	\$11,848,132	-\$386,915
Armed Services	\$7,525,264	\$7,525,264	\$15,050,528	\$7,525,264	\$7,374,759	\$14,900,023	-\$150,505
Budget	\$6,033,185	\$6,033,185	\$12,066,370	\$6,033,185	\$5,647,061	\$11,680,246	-\$386,124
Education and Workforce	\$8,346,254	\$8,346,254	\$16,692,508	\$8,346,254	\$7,812,094	\$16,158,348	-\$534,160
Energy and Commerce	\$10,980,940	\$11,428,642	\$22,409,582	\$10,980,940	\$10,697,209	\$21,678,149	-\$731,433
Ethics	\$2,824,535	\$3,043,775	\$5,868,311	\$2,824,535	\$3,393,775	\$6,218,310	\$349,999
Financial Services	\$8,441,264	\$8,958,018	\$17,399,282	\$8,441,264	\$8,384,705	\$16,825,969	-\$573,313
Foreign Affairs	\$8,952,470	\$8,952,470	\$17,904,940	\$8,952,470	\$8,379,512	\$17,331,982	-\$572,958
Homeland Security	\$8,443,724	\$8,443,724	\$16,887,448	\$8,443,724	\$7,903,326	\$16,347,050	-\$540,398
House Administration	\$4,949,176	\$5,566,837	\$10,516,013	\$4,949,176	\$5,169,169	\$10,118,345	-\$397,668
Judiciary	\$8,401,406	\$8,401,406	\$16,802,812	\$8,401,406	\$7,863,716	\$16,265,122	-\$537,690
Natural Resources	\$7,869,766	\$7,869,766	\$15,739,532	\$7,869,766	\$7,366,101	\$15,235,867	-\$503,665
Oversight and Government Reform	\$10,613,054	\$10,613,054	\$21,226,108	\$10,613,054	\$9,933,819	\$20,546,873	-\$679,235
Rules	\$3,391,985	\$3,391,985	\$6,783,970	\$3,391,985	\$3,174,898	\$6,566,883	-\$217,087
Science, Space, and Technology	\$6,685,636	\$6,660,637	\$13,346,273	\$6,685,637	\$5,986,023	\$12,671,660	-\$674,613
Small Business	\$3,214,891	\$3,659,109	\$6,874,000	\$3,214,891	\$3,383,536	\$6,598,427	-\$275,573
Transportation and Infrastructure	\$9,915,223	\$9,915,223	\$19,830,446	\$9,915,223	\$9,280,649	\$19,195,872	-\$634,574
Veterans' Affairs	\$3,602,745	\$3,682,512	\$7,285,256	\$3,602,745	\$3,446,830	\$7,049,575	-\$235,681

Committee	Request			Authorization			Difference ^a
	1 st Session	2 nd Session	Total	1 st Session	2 nd Session	Total	
Ways and Means	\$9,801,365	\$9,801,366	\$19,602,731	\$9,801,365	\$9,174,079	\$18,975,444	-\$627,287
Permanent Select Intelligence	\$5,153,750	\$5,153,750	\$10,307,500	\$5,153,750	\$4,823,910	\$9,977,660	-\$329,840

Sources: Data taken from individual committee funding resolutions introduced in the House for the 112th Congress (2011-2012), H.Res. 147, H.Res. 496, H.Res. 147 was the primary expense resolution. H.Res. 496 (agreed to 2/1/2012), however, reduced total amounts authorized and 2nd session amounts authorized. Prior to agreement on H.Res. 496, "Authorization" and "2nd Session" were identical to "Request" and "2nd session" request. Amounts rounded to nearest dollar.

Note: H.Res. 5 (112th Congress) changed the names of three committees:

- Education and the Workforce (formerly Education and Labor);
 - Ethics (formerly Standards of Official Conduct); and
 - Science, Space, and Technology (formerly Science and Technology).
- a. The "Difference" column represents the value of the total "Authorization" minus the total "Request." A negative number indicates the authorization for the Congress was less than the request.

Table 8. House Committee Funding: Requests and Amounts Authorized by the House, 111th Congress

Committee	Request			Authorization			Difference ^a
	1 st Session	2 nd Session	Total	1 st Session	2 nd Session	Total	
Agriculture	\$6,316,330	\$6,788,257	\$13,104,587	\$6,316,330	\$6,562,667	\$12,878,997	-\$225,590
Armed Services	\$8,324,646	\$9,689,641	\$18,014,287	\$7,769,820	\$8,072,843	\$15,842,663	-\$2,171,624
Budget	\$6,350,721	\$6,350,721	\$12,701,442	\$6,350,721	\$6,350,721	\$12,701,442	\$0
Education and Labor	\$8,657,750	\$9,134,360	\$17,792,110	\$8,617,490	\$8,953,572	\$17,571,062	-\$221,048
Energy and Commerce	\$11,898,160	\$13,101,000	\$24,999,160	\$11,569,181	\$12,020,379	\$23,589,560	-\$1,409,600
Financial Services	\$9,322,449	\$9,902,438	\$19,224,887	\$8,982,361	\$9,332,673	\$18,315,034	-\$909,853
Foreign Affairs	\$10,336,207	\$11,102,856	\$21,439,063	\$9,243,406	\$9,603,899	\$18,847,305	-\$2,591,758
Homeland Security	\$8,718,127	\$9,114,309	\$17,832,436	\$8,718,127	\$9,058,134	\$17,776,261	-\$56,175
House Administration	\$5,544,451	\$5,930,980	\$11,475,431	\$5,428,881	\$5,640,608	\$11,069,489	-\$405,942
Judiciary	\$9,336,600	\$9,716,300	\$19,052,900	\$9,238,436	\$9,598,735	\$18,837,171	-\$215,729
Natural Resources	\$8,127,068	\$8,533,421	\$16,660,489	\$8,125,517	\$8,442,412	\$16,567,929	-\$92,560
Oversight and Government Reform	\$11,445,179	\$12,508,047	\$23,953,226	\$10,957,956	\$11,385,317	\$22,343,273	-\$1,609,953

Committee	Request			Authorization			Difference ^a
	1 st Session	2 nd Session	Total	1 st Session	2 nd Session	Total	
Rules	\$3,538,663	\$3,602,358	\$7,141,021	\$3,538,663	\$3,602,358	\$7,141,021	\$0
Science and Technology	\$7,233,535	\$7,956,888	\$15,190,423	\$6,890,114	\$7,158,828	\$14,048,942	-\$1,141,481
Small Business	\$3,674,274	\$4,246,445	\$7,920,719	\$3,548,839	\$3,687,243	\$7,236,082	-\$684,637
Standards of Official Conduct	\$2,735,247	\$2,990,361	\$5,725,608	\$2,735,247	\$2,841,922	\$5,577,169	-\$148,439
Transportation and Infrastructure	\$10,258,942	\$10,771,889	\$21,030,831	\$10,237,447	\$10,636,707	\$20,874,154	-\$156,677
Veterans' Affairs	\$3,812,691	\$4,031,999	\$7,844,690	\$3,761,006	\$3,907,685	\$7,668,691	-\$175,999
Ways and Means	\$10,141,137	\$10,648,194	\$20,789,331	\$10,119,889	\$10,514,565	\$20,634,454	-\$154,877
Permanent Select Intelligence	\$5,387,500	\$5,462,500	\$10,850,000	\$5,387,500	\$5,462,500	\$10,850,000	\$0
Select Energy Independence and Global Warming	\$2,096,900	\$2,070,600	\$4,167,500	\$2,096,900	\$2,070,600	\$4,167,500	\$0

Sources: Data taken from individual committee funding resolutions introduced in the House for the 111th Congress (2009-2010); H.Res. 279.

Note:

- a. The "Difference" column represents the value of the total "Authorization" minus the total "Request." A negative number indicates the authorization for the Congress was less than the request.

Table 9. House Committee Funding: Requests and Amounts Authorized by the House, 110th Congress

Committee	Request			Authorization			Difference ^a
	1 st Session	2 nd Session	Total	1 st Session	2 nd Session	Total	
Agriculture	\$5,954,462	\$6,444,293	\$12,398,755	\$5,910,765	\$6,084,541	\$11,995,306	-\$403,449
Armed Services	\$6,883,959	\$8,585,045	\$15,469,004	\$7,203,581	\$7,415,366	\$14,618,947	-\$850,057
Budget	\$6,013,239	\$6,013,239	\$12,026,478	\$6,169,343	\$6,350,721	\$12,520,064	\$493,586
Education and Labor	\$8,025,500	\$8,308,750	\$16,334,250	\$7,989,475	\$8,224,365	\$16,213,840	-\$120,410
Energy and Commerce	\$11,013,668	\$11,460,946	\$22,474,614	\$10,375,603	\$10,680,646	\$21,056,249	-\$1,418,365
Financial Services	\$8,029,517	\$8,546,193	\$16,575,710	\$7,977,303	\$8,211,835	\$16,189,138	-\$386,572
Foreign Affairs	\$8,762,228	\$9,191,577	\$17,953,805	\$8,569,776	\$8,821,728	\$17,391,504	-\$562,301
Homeland Security	\$8,132,028	\$8,379,849	\$16,511,877	\$8,105,057	\$8,343,346	\$16,448,403	-\$63,474

Committee	Request			Authorization			Difference ^a
	1 st Session	2 nd Session	Total	1 st Session	2 nd Session	Total	
House Administration	\$5,033,242	\$5,181,219	\$10,214,461	\$5,033,242	\$5,181,219	\$10,214,461	\$0
Judiciary	\$8,165,484	\$8,492,103	\$16,657,587	\$8,055,250	\$8,292,074	\$16,347,324	-\$310,263
Natural Resources	\$7,638,213	\$7,943,738	\$15,581,951	\$7,533,355	\$7,754,836	\$15,288,191	-\$293,760
Oversight and Government Reform	\$10,790,667	\$12,085,547	\$22,876,214	\$10,644,994	\$10,957,956	\$21,602,950	-\$1,273,264
Rules	\$3,357,198	\$3,424,342	\$6,781,540	\$3,376,815	\$3,476,093	\$6,852,908	\$71,368
Science and Technology	\$6,475,402	\$6,734,418	\$13,209,820	\$6,387,984	\$6,575,791	\$12,963,775	-\$246,045
Small Business	\$3,009,086	\$3,248,324	\$6,257,410	\$2,939,758	\$3,026,187	\$5,965,945	-\$291,465
Standards of Official Conduct	\$2,996,561	\$3,122,740	\$6,119,301	\$2,460,915	\$2,533,266	\$4,994,181	-\$1,125,120
Transportation and Infrastructure	\$9,528,749	\$10,195,762	\$19,724,511	\$9,491,374	\$9,770,421	\$19,261,795	-\$462,716
Veterans' Affairs	\$3,398,686	\$3,534,633	\$6,933,319	\$3,486,916	\$3,589,431	\$7,076,347	\$143,028
Ways and Means	\$9,785,129	\$10,274,385	\$20,059,514	\$9,382,384	\$9,658,226	\$19,040,610	-\$1,018,904
Permanent Select Intelligence	\$5,077,000	\$5,332,000	\$10,409,000	\$5,157,724	\$5,309,361	\$10,467,085	\$58,085
Select Energy Independence and Global Warming	-	-	-	\$1,666,667	\$2,058,800	\$3,725,467	-

Sources: Data taken from individual committee funding resolutions introduced in the House for the 110th Congress (2007-2008); H.Res. 202.

Notes: H.Res. 6 (110th Congress) changed the names of five committees:

- Education and Labor (formerly Education and Workforce);
 - Foreign Affairs (formerly International Relations);
 - Natural Resources (formerly Resources);
 - Oversight and Government Reform (formerly Government Reform); and
 - Science and Technology (formerly Science).
- a. The "Difference" column represents the value of the total "Authorization" minus the total "Request." A negative number indicates the authorization for the Congress was less than the request.

Table 10. House Committee Funding: Requests and Amounts Authorized by the House, 109th Congress

Committee	Request			Authorization			Difference ^a
	1 st Session	2 nd Session	Total	1 st Session	2 nd Session	Total	
Agriculture	\$5,595,604	\$5,966,877	\$11,562,481	\$5,495,805	\$5,761,204	\$11,257,009	-\$305,472
Armed Services	\$6,387,373	\$6,945,764	\$13,333,137	\$6,292,249	\$6,533,959	\$12,826,208	-\$506,929
Budget	\$6,013,239	\$6,013,239	\$12,026,478	\$6,013,239	\$6,013,239	\$12,026,478	\$0
Education and Workforce	\$7,708,622	\$7,784,664	\$15,493,286	\$7,705,970	\$7,787,316	\$15,493,286	\$0
Energy and Commerce	\$10,297,200	\$11,090,876	\$21,388,076	\$9,812,619	\$10,113,068	\$19,925,687	-\$1,462,389
Financial Services	\$7,831,097	\$8,296,880	\$16,127,977	\$7,427,648	\$7,775,452	\$15,203,100	-\$924,877
Government Reform	\$10,624,500	\$10,724,500	\$21,349,000	\$10,121,443	\$10,375,642	\$20,497,085	-\$851,915
Homeland Security	\$7,462,855	\$8,324,639	\$15,787,494	\$6,100,026	\$7,899,974	\$14,000,000	-\$1,787,494
House Administration	\$4,822,199	\$5,278,953	\$10,101,152	\$4,648,683	\$4,905,885	\$9,554,568	-\$546,584
International Relations	\$9,092,015	\$9,777,770	\$18,869,785	\$7,946,084	\$8,352,934	\$16,299,018	-\$2,570,767
Judiciary	\$8,972,238	\$9,290,962	\$18,263,201	\$7,461,565	\$7,851,427	\$15,312,992	-\$2,950,209
Resources	\$7,289,521	\$7,516,413	\$14,805,934	\$7,178,224	\$7,342,738	\$14,520,962	-\$284,972
Rules	\$3,176,144	\$3,189,456	\$6,365,600	\$3,074,229	\$3,291,371	\$6,365,600	\$0
Science	\$6,388,306	\$6,758,546	\$13,146,852	\$6,101,648	\$6,226,348	\$12,327,996	-\$818,856
Small Business	\$2,987,331	\$3,046,727	\$6,034,058	\$2,721,600	\$2,865,373	\$5,586,973	-\$447,085
Standards of Official Conduct	\$2,300,779	\$2,467,955	\$4,768,734	\$1,891,890	\$2,398,646	\$4,290,536	-\$478,198
Transportation and Infrastructure	\$9,007,388	\$9,574,717	\$18,582,105	\$8,856,869	\$9,251,213	\$18,108,082	-\$474,023
Veterans' Affairs	\$3,832,415	\$4,100,666	\$7,933,081	\$3,075,732	\$3,398,686	\$6,474,418	-\$1,458,663

Committee	Request			Authorization			Difference ^a
	1 st Session	2 nd Session	Total	1 st Session	2 nd Session	Total	
Ways and Means	\$8,732,509	\$9,086,985	\$17,819,494	\$8,674,514	\$9,144,980	\$17,819,494	\$0
Permanent Select Intelligence	\$4,438,939	\$5,436,490	\$9,875,429	\$4,500,653	\$5,027,217	\$9,527,870	-\$347,559

Sources: Data taken from committee funding resolutions introduced in the House for the 109th Congress (2005-2006); H.Res. 224.

Notes:

- a. The "Difference" column represents the value of the total "Authorization" minus the total "Request." A negative number indicates the authorization for the Congress was less than the request.

Table 11. House Committee Funding: Requests and Amounts Authorized by the House, 108th Congress

Committee	Request			Authorization			Difference ^a
	1 st Session	2 nd Session	Total	1 st Session	2 nd Session	Total	
Agriculture	\$5,292,225	\$5,331,415	\$10,623,640	\$5,084,900	\$5,242,632	\$10,327,532	-\$296,108
Armed Services	\$5,943,675	\$6,434,005	\$12,377,680	\$5,871,876	\$6,059,481	\$11,931,357	-\$446,323
Budget	\$5,894,010	\$5,975,554	\$11,869,564	\$5,856,333	\$6,013,239	\$11,869,572	\$8
Education and Workforce	\$7,398,237	\$7,523,946	\$14,922,183	\$7,047,896	\$7,625,475	\$14,673,371	-\$248,812
Energy and Commerce	\$9,385,902	\$9,731,721	\$19,117,623	\$9,101,042	\$9,521,097	\$18,622,139	-\$495,484
Financial Services	\$8,144,280	\$8,851,207	\$16,995,487	\$6,601,085	\$7,095,402	\$13,696,487	-\$3,299,000
Government Reform	\$10,000,000	\$10,400,000	\$20,400,000	\$9,740,963	\$9,873,472	\$19,614,435	-\$785,565
Select Homeland Security	\$5,657,656	\$5,371,131	\$11,028,787	\$5,366,866	\$5,585,921	\$10,952,787	-\$76,000
House Administration	\$5,028,573	\$5,346,401	\$10,374,974	\$4,122,092	\$4,404,965	\$8,527,057	-\$1,847,917
International Relations	\$7,693,249	\$8,344,746	\$16,037,995	\$6,993,645	\$7,559,050	\$14,552,695	-\$1,485,300
Judiciary	\$8,422,720	\$8,825,346	\$17,248,066	\$6,957,554	\$7,091,062	\$14,048,616	-\$3,199,450
Resources	\$7,360,564	\$7,549,963	\$14,910,527	\$6,492,029	\$7,017,395	\$13,509,424	-\$1,401,103
Rules	\$2,816,332	\$2,852,979	\$5,669,311	\$2,797,898	\$2,871,413	\$5,669,311	\$0

Useful Links

Congress by the Numbers

CongressByTheNumbers.com

Leadership of Congress

CongressLeaders.com

Congressional Schedule

CongressSchedules.com

Congress Seating Charts

CongressSeating.com

Terms and Sessions of Congress

TermsofCongress.com

Senate Classes: Terms of Service


SenateClasses.com

Congressional Glossary

CongressionalGlossary.com

You have 2 cows

YouHave2Cows.com



Committee	Request			Authorization			Difference ^a
	1 st Session	2 nd Session	Total	1 st Session	2 nd Session	Total	
Science	\$6,072,465	\$6,229,225	\$12,301,690	\$5,711,401	\$5,979,444	\$11,690,845	-\$610,845
Small Business	\$3,080,591	\$3,291,417	\$6,372,008	\$2,535,261	\$2,585,041	\$5,120,302	-\$1,251,706
Standards of Official Conduct	\$1,636,825	\$1,806,325	\$3,443,150	\$1,527,825	\$1,543,425	\$3,071,250	-\$371,900
Transportation and Infrastructure	\$8,722,428	\$8,960,077	\$17,682,505	\$7,982,558	\$8,479,334	\$16,461,892	-\$1,220,613
Veterans' Affairs	\$3,225,344	\$3,551,273	\$6,776,617	\$2,703,328	\$2,783,466	\$5,486,794	-\$1,289,823
Ways and Means	\$8,063,151	\$8,458,168	\$16,521,319	\$7,908,037	\$8,228,251	\$16,136,288	-\$385,031
Permanent Select Intelligence	\$3,773,567	\$4,036,163	\$7,809,730	\$3,780,487	\$4,029,243	\$7,809,730	\$0

Sources: Data taken from committee funding resolutions introduced in the House for the 108th Congress (2003-2004); H.Res. 110; H.Res. 148.

a. The "Difference" column represents the value of the total "Authorization" minus the total "Request." A negative number indicates the authorization for the Congress was less than the request.

Table 12. House Committee Funding: Requests and Amounts Authorized by the House, 107th Congress

Committee	Request			Authorization			Difference ^a
	1 st Session	2 nd Session	Total	1 st Session	2 nd Session	Total	
Agriculture	\$4,918,497	\$5,091,900	\$10,010,397	\$4,675,093	\$4,931,913	\$9,607,006	-\$403,391
Armed Services	\$5,182,597	\$5,665,080	\$10,847,677	\$5,182,597	\$5,690,080	\$10,872,677	\$25,000
Budget	\$5,513,305	\$5,708,608	\$11,221,913	\$5,403,522	\$5,703,521	\$11,107,043	-\$114,870
Education and Workforce	\$8,137,966	\$7,452,904	\$15,590,870	\$7,059,821	\$6,514,065	\$13,573,886	-\$2,016,984
Energy and Commerce	\$8,938,911	\$9,874,564	\$18,813,475	\$8,527,251	\$8,699,519	\$17,226,770	-\$1,586,705
Financial Services	\$7,568,506	\$7,526,923	\$15,095,429	\$5,705,025	\$6,141,206	\$11,846,231	-\$3,249,198
Government Reform	\$10,692,000	\$11,150,000	\$21,842,000	\$9,810,000	\$9,610,233	\$19,420,233	-\$2,421,767
House Administration	\$3,765,460	\$4,093,846	\$7,859,306	\$3,560,662	\$3,857,383	\$7,418,045	-\$441,261
International Relations	\$7,003,845	\$7,491,411	\$14,495,256	\$6,202,095	\$6,470,531	\$12,672,626	-\$1,822,630
Judiciary	\$7,595,624	\$7,894,624	\$15,490,248	\$6,339,902	\$6,826,561	\$13,166,463	-\$2,323,785
Resources	\$5,804,266	\$6,175,994	\$11,980,260	\$5,595,266	\$6,005,994	\$11,601,260	-\$379,000

Committee	Request			Authorization			Difference ^a
	1 st Session	2 nd Session	Total	1 st Session	2 nd Session	Total	
Rules	\$2,644,509	\$2,726,264	\$5,370,773	\$2,644,509	\$2,726,264	\$5,370,773	\$0
Science	\$6,000,079	\$6,254,222	\$12,254,302	\$5,172,668	\$5,455,373	\$10,628,041	-\$1,626,260
Small Business	\$2,312,344	\$2,486,439	\$4,798,783	\$2,312,344	\$2,486,439	\$4,798,783	\$0
Standards of Official Conduct	\$1,383,708	\$1,537,383	\$2,921,091	\$1,358,708	\$1,512,383	\$2,871,091	-\$50,000
Transportation and Infrastructure	\$7,873,320	\$8,686,242	\$16,559,562	\$6,964,664	\$7,514,887	\$14,479,551	-\$2,080,011
Veterans' Affairs	\$2,576,765	\$2,696,248	\$5,273,013	\$2,516,765	\$2,625,498	\$5,142,263	-\$130,750
Ways and Means	\$8,014,668	\$8,063,090	\$16,077,758	\$7,228,481	\$7,520,407	\$14,748,888	-\$1,328,870
Permanent Select Intelligence	\$3,660,022	\$3,815,052	\$7,475,074	\$3,407,986	\$3,547,088	\$6,955,074	-\$520,000

Sources: Data taken from committee funding resolutions introduced in the House for the 107th Congress (2001-2002); H.Res. 84.

Note: H.Res. 5 (107th Congress) changed the name of the Committee on Commerce to the Committee on Energy and Commerce. The resolution also reconstituted the Committee on Banking and Financial Services as the Committee on Financial Services.

a. The "Difference" column represents the value of the total "Authorization" minus the total "Request." A negative number indicates the authorization for the Congress was less than the request.

Table 13. House Committee Funding: Requests and Amounts Authorized by the House, 106th Congress

Committee	Request			Authorization			Difference ^a
	1 st Session	2 nd Session	Total	1 st Session	2 nd Session	Total	
Agriculture	\$4,175,983	\$4,388,510	\$8,564,493	\$4,101,062	\$4,312,971	\$8,414,033	-\$150,460
Armed Services	\$5,114,079	\$5,485,776	\$10,599,855	\$5,047,079	\$5,295,602	\$10,342,681	-\$257,174
Banking and Financial Services	\$4,782,996	\$4,942,259	\$9,725,255	\$4,552,023	\$4,755,498	\$9,307,521	-\$417,734
Budget	\$4,970,000	\$4,970,000	\$9,940,000	\$4,970,000	\$4,970,000	\$9,940,000	\$0
Commerce	\$7,597,758	\$7,939,657	\$15,537,415	\$7,564,812	\$7,720,301	\$15,285,113	-\$252,302
Education and Workforce	\$6,427,328	\$5,955,241	\$12,382,570	\$5,908,749	\$5,291,748	\$11,200,497	-\$1,182,073
Government Reform	\$10,301,933	\$10,726,980	\$21,028,913	\$9,773,233	\$9,997,000	\$19,770,233	-\$1,258,680
House Administration	\$3,055,255	\$3,251,965	\$6,307,220	\$2,980,255	\$3,271,616	\$6,251,871	-\$55,349

Committee	Request			Authorization			Difference ^a
	1 st Session	2 nd Session	Total	1 st Session	2 nd Session	Total	
International Relations	\$5,776,761	\$5,882,594	\$11,659,355	\$5,635,000	\$5,678,531	\$11,313,531	-\$345,824
Judiciary	\$6,523,985	\$7,051,954	\$13,575,939	\$5,787,394	\$6,364,881	\$12,152,275	-\$1,423,664
Resources	\$5,530,746	\$5,739,592	\$11,270,338	\$5,208,851	\$5,359,057	\$10,567,908	-\$702,430
Rules	\$2,488,522	\$2,580,902	\$5,069,424	\$2,488,522	\$2,580,902	\$5,069,424	\$0
Science	\$4,453,861	\$4,564,465	\$9,018,326	\$4,410,560	\$4,521,166	\$8,931,726	-\$86,600
Small Business	\$2,094,868	\$2,304,167	\$4,399,035	\$2,037,466	\$2,111,414	\$4,148,880	-\$250,155
Standards of Official Conduct	\$1,382,916	\$1,477,999	\$2,860,915	\$1,272,416	\$1,360,499	\$2,632,915	-\$228,000
Transportation and Infrastructure	\$7,049,818	\$7,489,442	\$14,539,260	\$6,410,069	\$6,810,069	\$13,220,138	-\$1,319,122
Veterans' Affairs	\$2,497,291	\$2,723,609	\$5,220,900	\$2,334,800	\$2,400,335	\$4,735,135	-\$485,765
Ways and Means	\$5,833,436	\$6,127,440	\$11,960,876	\$5,814,367	\$6,115,971	\$11,930,338	-\$30,538
Permanent Select Intelligence	\$2,609,105	\$2,759,925	\$5,369,030	\$2,514,916	\$2,649,528	\$5,164,444	-\$204,586
Reserve Fund	-	-	-	-	-	\$3,000,000	-

Sources: Data taken from committee funding resolutions introduced in the House for the 106th Congress (1999-2000); H.Res. 101.

Note: H.Res. 5 (106th Congress) changed the name of the Committee on Government Reform and Oversight to the Committee on Government Reform; the Committee on House Oversight was returned to its former name, the Committee on House Administration; and the Committee on National Security was returned to its former name, the Committee on Armed Services.

- a. The "Difference" column represents the value of the total "Authorization" minus the total "Request." A negative number indicates the authorization for the Congress was less than the request.

Table 14. House Committee Funding: Requests and Amounts Authorized by the House, 105th Congress

Committee	Request			Authorization			Difference ^a
	1 st Session	2 nd Session	Total	1 st Session	2 nd Session	Total	
Agriculture	\$3,851,039	\$3,941,123	\$7,792,162	\$3,791,039	\$3,865,123	\$7,656,162	-\$136,000
Banking and Financial Services	\$4,568,817	\$4,845,967	\$9,414,785	\$4,363,817	\$4,537,800	\$8,901,617	-\$513,168

Committee	Request			Authorization			Difference ^a
	1 st Session	2 nd Session	Total	1 st Session	2 nd Session	Total	
Budget	\$4,970,000	\$4,970,000	\$9,940,000	\$4,970,000	\$4,970,000	\$9,940,000	\$0
Commerce	\$7,179,440	\$7,492,098	\$14,671,538	\$7,122,959	\$7,412,447	\$14,535,406	-\$136,132
Education and the Workforce	\$5,227,342	\$5,341,815	\$10,569,157	\$5,002,127	\$5,122,986	\$10,125,113	-\$444,044
Government Reform and Oversight	\$11,702,573	\$8,317,999	\$20,020,572	\$11,702,573	\$8,317,999	\$20,020,572	\$0
House Oversight	\$3,133,200	\$3,027,746	\$6,160,946	\$3,042,603	\$3,007,746	\$6,050,349	-\$110,597
International Relations	\$5,433,555	\$5,717,337	\$11,150,892	\$5,145,358	\$5,223,000	\$10,368,358	-\$782,534
Judiciary	\$5,732,403	\$6,304,643	\$12,037,046	\$5,054,800	\$5,549,241	\$10,604,041	-\$1,433,005
National Security	\$5,145,928	\$5,522,712	\$10,668,640	\$4,719,454	\$5,002,291	\$9,721,745	-\$946,895
Resources	\$5,058,524	\$5,360,013	\$10,418,537	\$4,800,014	\$5,076,536	\$9,876,550	-\$541,987
Rules	\$2,306,407	\$2,342,695	\$4,649,102	\$2,306,407	\$2,342,695	\$4,649,102	\$0
Science	\$4,519,172	\$4,609,555	\$9,128,727	\$4,263,672	\$4,414,158	\$8,677,830	-\$450,897
Small Business	\$2,014,818	\$2,084,999	\$4,099,817	\$1,936,471	\$1,970,470	\$3,906,941	-\$192,876
Standards of Official Conduct	\$1,237,300	\$1,202,000	\$2,439,300	\$1,276,300	\$1,180,000	\$2,456,300	\$17,000
Transportation and Infrastructure	\$7,042,725	\$7,053,557	\$14,096,282	\$5,992,229	\$6,192,230	\$12,184,459	-\$1,911,823
Veterans' Affairs	\$2,744,855	\$2,999,902	\$5,744,757	\$2,084,368	\$2,259,792	\$4,344,160	-\$1,400,597
Ways and Means	\$5,472,622	\$5,690,907	\$11,163,529	\$5,366,700	\$5,670,207	\$11,036,907	-\$126,622
Permanent Select Intelligence	\$2,420,040	\$2,519,486	\$4,939,526	\$2,358,040	\$2,457,486	\$4,815,526	-\$124,000
Reserve Fund	-	-	-	-	-	\$7,900,000	-

Sources: Data taken from committee funding resolutions introduced in the House for the 105th Congress (1997-1998); H.Res. 91; H.Res. 129.

Note: H.Res. 5 (105th Congress) changed the name of the Committee on Economic and Educational Opportunities to the Committee on Education and the Workforce.

- a. The "Difference" column represents the value of the total "Authorization" minus the total "Request." A negative number indicates the authorization for the Congress was less than the request.

Table 15. House Committee Funding: Requests and Amounts Authorized by the House, 104th Congress

Committee	Request			Authorization			Difference ^a
	1 st Session	2 nd Session	Total	1 st Session	2 nd Session	Total	
Agriculture	\$3,961,388	\$3,628,751	\$7,590,139	\$3,866,148	\$3,540,751	\$7,406,899	-\$183,240
Banking and Financial Services	\$4,286,579	\$4,499,475	\$8,786,054	\$4,161,579	\$4,483,475	\$8,645,054	-\$141,000
Budget	\$5,013,000	\$5,025,000	\$10,038,000	\$4,940,000	\$4,972,000	\$9,912,000	-\$126,000
Commerce	\$7,625,910	\$8,022,667	\$15,648,577	\$6,663,227	\$7,023,596	\$13,686,823	-\$1,961,754
Economic and Educational Opportunities	\$4,815,332	\$4,871,943	\$9,687,275	\$4,777,196	\$4,844,343	\$9,621,539	-\$65,736
Government Reform and Oversight	\$6,618,689	\$7,021,168	\$13,639,857	\$6,576,369	\$6,943,668	\$13,520,037	-\$119,820
House Oversight	\$3,250,783	\$3,143,338	\$6,394,121	\$3,092,920	\$3,084,688	\$6,177,608	-\$216,513
International Relations	\$5,097,254	\$5,454,621	\$10,551,875	\$4,953,472	\$5,074,621	\$10,028,093	-\$523,782
Judiciary	\$4,672,187	\$5,011,003	\$9,683,190	\$4,577,187	\$4,976,003	\$9,553,190	-\$130,000
National Security	\$4,769,362	\$5,212,253	\$9,981,615	\$4,245,134	\$4,840,609	\$9,085,743	-\$895,872
Resources	\$5,210,815	\$5,715,568	\$10,926,383	\$4,795,970	\$4,792,983	\$9,588,953	-\$1,337,430
Rules	\$2,200,567	\$2,235,250	\$4,435,817	\$2,199,567	\$2,234,250	\$4,433,817	-\$2,000
Science	\$4,211,654	\$4,431,172	\$8,642,826	\$3,991,154	\$4,420,172	\$8,411,326	-\$231,500
Small Business	\$1,873,290	\$1,939,290	\$3,812,580	\$1,863,290	\$1,928,290	\$3,791,580	-\$21,000
Standards of Official Conduct	\$1,063,650	\$1,026,500	\$2,090,150	\$1,009,450	\$1,551,700	\$2,561,150	\$471,000
Transportation and Infrastructure	\$6,057,934	\$6,356,535	\$12,414,469	\$5,386,171	\$5,492,810	\$10,878,981	-\$1,535,488
Veterans' Affairs	\$2,084,500	\$2,257,105	\$4,341,605	\$2,024,500	\$2,196,105	\$4,220,605	-\$121,000
Ways and Means	\$4,976,231	\$5,362,109	\$10,338,340	\$4,916,740	\$5,302,618	\$10,219,358	-\$118,982
Permanent Select Intelligence	\$2,277,210	\$2,344,880	\$4,622,090	\$2,226,210	\$2,293,680	\$4,519,890	-\$102,200

Sources: Data taken from committee funding resolutions introduced in the House for the 104th Congress (1995-1996); H.Res. 107; H.Res. 377.

Notes: Several committees were given new names for the 104th Congress pursuant to H.Res. 6. These include:

- Banking and Financial Services (formerly Banking, Finance, and Urban Affairs);
- Commerce (formerly Energy and Commerce);

- Economic and Educational Opportunities (formerly Education and Labor);
 - Government Reform and Oversight (formerly Government Operations);
 - House Oversight (formerly House Administration);
 - International Relations (formerly Foreign Affairs);
 - National Security (formerly Armed Services);
 - Resources (formerly Natural Resources);
 - Science (formerly Science, Space, and Technology); and
 - Transportation and Infrastructure (formerly Public Works and Transportation).
- a. The “Difference” column represents the value of the total “Authorization” minus the total “Request.” A negative number indicates the authorization for the Congress was less than the request.

Author Information

Ida A. Brudnick
Specialist on the Congress

Acknowledgments

Former CRS Analyst William T. Egar previously authored this report. The listed author is available to answer inquiries on the subject from congressional requesters.

Disclaimer

This document was prepared by the Congressional Research Service (CRS). CRS serves as nonpartisan shared staff to congressional committees and Members of Congress. It operates solely at the behest of and under the direction of Congress. Information in a CRS Report should not be relied upon for purposes other than public understanding of information that has been provided by CRS to Members of Congress in connection with CRS's institutional role. CRS Reports, as a work of the United States Government, are not subject to copyright protection in the United States. Any CRS Report may be reproduced and distributed in its entirety without permission from CRS. However, as a CRS Report may include copyrighted images or material from a third party, you may need to obtain the permission of the copyright holder if you wish to copy or otherwise use copyrighted material.

Learn how Capitol Hill really works

All of our programs and any combination of their topics can be tailored for custom training for your organization.

For more than 40 years, TheCapitol.Net and its predecessor, Congressional Quarterly Executive Conferences, have been teaching professionals from government, military, business, and NGOs about the dynamics and operations of the legislative and executive branches and how to work with them.

Our training, on-site and online, and publications include congressional operations, legislative and budget process, communication and advocacy, media and public relations, research, testifying before Congress, legislative drafting, critical thinking and writing, and more.

- **Diverse Client Base**—We have tailored hundreds of custom on-site and online training programs for Congress, numerous agencies in all federal departments, the military, law firms, lobbying firms, unions, think tanks and NGOs, foreign delegations, associations and corporations, delivering exceptional insight into how Washington works.™
- **Experienced Program Design and Delivery**—We have designed and delivered hundreds of custom programs covering congressional/legislative operations, budget process, media training, writing skills, legislative drafting, advocacy, research, testifying before Congress, grassroots, and more.
- **Professional Materials**—We provide training materials and publications that show how Washington works. Our publications are designed both as course materials and as invaluable reference tools.
- **Large Team of Experienced Faculty**—More than 150 faculty members provide independent subject matter expertise. Each program is designed using the best faculty member for each session.
- **Non-Partisan**—TheCapitol.Net is non-partisan.
- **GSA Schedule**—TheCapitol.Net is on the GSA Schedule for custom training: GSA Contract GS02F0192X.

Please see our Capability Statement on our web site at TCNCS.com.

Custom training programs are designed to meet your educational and training goals, each led by independent subject-matter experts best qualified to help you reach your educational objectives and align with your audience.

As part of your custom program, we can also provide online venue, classroom space, breaks and meals, receptions, tours, and online registration and individual attendee billing services.

For more information about custom on-site training for your organization, please see our web site: TCNCustom.com or call us: 202-678-1600, ext 115.



TheCapitol.Net

Non-partisan training and publications that show how Washington works.™

PO Box 25706, Alexandria, VA 22313-5706
202-678-1600 • www.thecapitol.net



TheCapitol.Net is
on the GSA Schedule
for custom training.
GSA Contract GS02F0192X

